



Wackersdorf | 07 - 10.06.2012

CIK-FIA European KZ1 Championship



KZ1



KZ1

Prefinal (PF)

Results

Document 22.1 OFFICIAL

Subject to scrutineering & sporting investigations

Rnk	No.	Entrant	Nat	Driver	Nat	Equipment	Laps	Gap	Interv.	Best Lap	dB
1	33	Sodikart		Abbasse, Anthony		Sodi / Maxter / B'stone	17			1:07.036	112.0
2	12	CRG Holland		Pex, Jorrit		CRG / TM / B'stone	17	9.324	9.324	1:08.066	108.1
3	1	Birel Motorsport		De Conto, Paolo		Birel / BMB / B'stone	17	16.309	6.985	1:07.859	115.3
4	14	Praga Kart Racing		Lammers, Bas		Praga / Parilla / B'stone	17	18.068	1.759	1:07.431	112.1
5	17	Kosmic Racing Dept		Groman, Zdenek		Kosmic / Vortex / B'stone	17	18.580	0.512	1:07.945	108.9
6	5	CRG SpA		Fore, Davide		CRG / Maxter / B'stone	17	20.373	1.793	1:07.777	112.3
7	30	Tony Kart Racing Team		Ardigo, Marco		Tony Kart / Vortex / B'stone	17	20.731	0.358	1:06.986	111.2
8	15	Tony Kart Racing Team		Piccini, Alessandro		Tony Kart / Vortex / B'stone	17	21.976	1.245	1:07.884	106.8
9	6	Tony Kart Racing Team		Dreezen, Rick		Tony Kart / Vortex / B'stone	17	28.009	6.033	1:08.342	109.6
10	3	Kosmic Racing Dept		Convers, Armand		Kosmic / Vortex / B'stone	17	28.891	0.882	1:07.654	107.8
11	26	Kievitsbosch, Arjan		Kievitsbosch, Arjan		RK / TM / B'stone	17	29.726	0.835	1:07.575	109.9
12	28	CRG SpA		Thonon, Jonathan		CRG / Maxter / B'stone	17	31.042	1.316	1:07.809	110.7
13	9	Comer		Cesetti, Sauro		Top Kart / Parilla / B'stone	17	36.349	5.307	1:08.297	111.5
14	38	Luxor Racing Team		Hanssen, Joey		Lenzokart / TM / B'stone	17	39.186	2.837	1:07.587	110.3
15	11	Birel Motorsport		Mich, Thomas		Birel / TM / B'stone	17	43.070	3.884	1:08.595	107.0
16	29	CRG SpA		Federer, Fabian		CRG / Maxter / B'stone	17	45.874	2.804	1:09.046	108.9
17	4	Intrepid Driver Program		Iglesias, Jérémy		Intrepid / TM / B'stone	17	48.736	2.862	1:08.608	116.2
18	20	PDB Racing Team		Geurts, Verdi		Maddox / TM / B'stone	17	49.897	1.161	1:09.144	107.7
19	22	Praga Kart Racing		Toman, Libor		Praga / Parilla / B'stone	17	50.566	0.669	1:08.690	111.7
20	25	AVG Racing		Kozlinski, Arnaud		PCR / TM / B'stone	17	51.727	1.161	1:08.341	110.4
21	31	CRG Holland		Van der Raad, Sinan		CRG / TM / B'stone	17	56.064	4.337	1:09.485	108.9
22	8	Righetti Ridolfi SPA		Piccioni, Antonio		Righetti / TM / B'stone	17	56.841	0.777	1:08.860	107.2
23	18	Tony Kart Racing Team		Torsellini, Mirko		Tony Kart / Vortex / B'stone	17	58.060	1.219	1:09.853	
24	2	Formula K		De Brabander, Yannick		FK / TM / B'stone	17	1:02.958	4.898	1:09.745	109.1
25	32	Lei Kar Tec-Austria Team		Schrangl, Andreas		Oberon / Seven / B'stone	17	1:06.013	3.055	1:08.645	110.0
26	37	Luxor Racing Team		Chamberlain, Jordan		Lenzokart / TM / B'stone	17	1:07.675	1.662	1:09.325	108.2
27	27	ART Grand Prix Srl		Hanley, Ben		ART GP / TM / B'stone	16	1 Lap	1 Lap	1:07.923	107.9
28	19	AVG Racing		Puhakka, Simo		PCR / TM / B'stone	16	1 Lap	52.106	1:09.883	107.8
29	16	VM Motor Racing in ACR		Bleek, Danny		MS Kart / VM / B'stone	15	2 Laps	1 Lap	1:10.090	115.3
30	10	Gazzurelli, Gianni		Gazzurelli, Gianni		FA Kart / Vortex / B'stone	11	6 Laps	4 Laps	1:10.145	108.2
31	7	Vitale, Giovanni		Celenta, Francesco		Birel / TM / B'stone	11	6 Laps	16.801	1:09.848	
32	21	Birel Motorsport		Toninelli, Roberto		Birel / BMB / B'stone	8	9 Laps	3 Laps	1:10.643	
33	24	Praga Kart Racing		Hajek, Patrik		Praga / TM / B'stone	2	15 Laps	6 Laps	1:11.292	
34	36	Kartshop Ampfing		Kostbade, Torsten		PCR / TM / B'stone	0	17 Laps	2 Laps		

Start Time : 10/06/2012 - 11:52:08

Weather : Rainy Air : 13°C Track : Wet

Best Lap : No.30 Ardigo, Marco 1:06.986 65.67 Kph

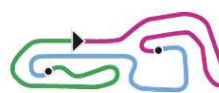
Event Record : No.1 De Conto, Paolo 47.480 92.65 Kph

Wackersdorf (DEU) - 07/06/2012 - 10/06/2012

CIK-FIA

Page 1 / 1

Apex Timing





Wackersdorf | 07 - 10.06.2012

CIK-FIA European KZ1 Championship



KZ1



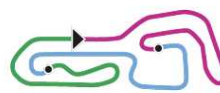
KZ1

Prefinal (PF)

Lap Chart

For information purposes. No official / regulatory value

	1	2	3	4	5	6	7	8	9	10	11	12	13	14	15	16	17	18	19	20	21	22	23	24	25	26	27	28	29	30	31	32	33	34
Grid	12	25	29	28	1	6	14	24	30	27	33	5	9	15	17	18	38	20	21	2	16	11	4	8	3	31	7	26	22	10	19	37	32	36
Start	25	12	29	28	1	6	24	27	14	33	30	15	5	9	38	17	21	18	16	2	4	11	20	8	3	26	7	22	31	10	19	36	32	37
Lap 1 Interval	28	12	25	1	33	14	29	27	17	6	5	15	24	20	9	18	38	21	8	22	19	4	26	11	32	2	10	3	30	37	31	16	7	
	0.9	1.3	0.4	0.2	0.9	0.8	0.0	0.4	0.3	0.4	0.3	0.1	0.2	0.3	0.2	0.2	0.2	0.3	0.3	0.3	0.3	0.1	0.2	0.4	0.5	0.1	0.4	0.2	0.3	0.5	6.2	12.2	4.0	
Lap 2	28	12	33	1	27	14	25	17	6	24	5	29	15	20	9	21	18	38	8	26	4	3	22	30	11	19	37	32	2	31	10	16	7	
	1.0	2.3	0.9	1.4	0.4	0.2	1.4	0.3	0.2	0.6	0.4	0.3	0.3	0.3	0.5	0.2	0.2	0.3	0.8	0.6	0.3	0.6	0.1	0.4	0.2	1.0	2.4	0.8	1.5	0.6	0.6	11.6	2.2	
Lap 3	28	12	33	1	27	14	25	17	15	5	6	29	20	9	21	8	18	26	3	22	30	4	19	32	38	11	31	37	2	10	16	7		
	0.1	2.2	1.8	1.6	1.3	0.8	0.3	3.0	0.0	0.1	0.1	1.1	0.0	0.5	1.2	0.1	0.8	0.4	1.0	0.2	0.2	1.1	1.3	0.2	1.2	1.6	0.4	0.4	0.7	10.2	1.7			
Lap 4	12	33	1	27	14	17	5	15	6	29	20	9	21	26	3	30	28	18	22	4	19	38	11	32	8	31	37	2	10	25	16	7		
	0.9	1.9	3.5	0.6	1.4	2.7	0.3	1.2	0.2	0.7	0.2	0.2	1.4	0.9	0.4	0.2	0.0	2.2	0.0	1.2	0.0	0.5	1.3	1.3	0.6	0.9	0.5	0.5	5.4	4.3	0.4			
Lap 5	12	33	1	27	14	17	5	15	6	9	20	30	29	3	28	26	18	19	11	22	4	38	32	8	31	37	2	10	25	7	16	21		
	0.9	4.9	1.1	1.3	1.0	1.9	1.1	2.8	1.8	0.9	0.7	0.0	0.9	0.0	1.2	0.2	2.0	1.3	1.9	0.4	0.4	0.2	0.6	0.2	0.7	0.5	0.3	4.2	4.9	1.2	1.3			
Lap 6	33	12	1	27	14	17	5	15	6	9	20	30	3	28	26	29	18	11	19	22	38	32	4	8	31	2	10	37	25	7	16	21		
	0.4	5.6	0.7	1.4	1.1	1.8	1.5	3.5	2.0	0.9	0.0	0.7	0.8	0.2	1.9	0.8	1.3	0.6	2.7	0.7	0.6	0.1	0.5	0.5	1.1	0.2	1.5	0.6	6.1	1.6	3.2			
Lap 7	33	12	1	27	14	17	5	15	6	9	30	3	26	28	29	18	11	20	19	38	22	32	4	31	8	2	10	25	37	16	21	7		
	1.0	5.9	0.2	1.3	1.7	1.5	1.1	4.1	2.4	1.1	0.7	0.5	0.3	2.1	1.9	1.0	0.3	0.4	1.7	1.4	0.8	0.1	1.7	0.7	0.2	0.2	0.5	1.8	7.5	3.4	0.3			
Lap 8	33	12	1	27	14	17	5	15	6	9	30	3	26	28	29	18	11	20	19	38	22	4	32	31	8	25	2	10	37	16	7	28		
	0.7	7.1	1.0	0.2	1.5	0.8	1.4	4.6	2.6	0.2	0.7	0.4	0.6	3.5	1.8	0.5	1.0	0.4	0.0	2.8	1.6	1.0	0.1	1.4	1.0	0.4	0.2	1.0	7.5	4.6	2.8			
Lap 9	33	12	1	27	14	17	5	15	6	30	9	3	26	28	29	11	18	38	20	22	4	32	31	25	8	2	10	37	19	16	7			
	2.3	6.6	1.1	0.7	0.6	1.1	1.6	4.7	3.2	0.2	0.4	0.2	0.4	4.8	2.6	0.0	0.2	0.6	2.1	2.2	1.1	0.3	2.1	0.7	1.1	1.2	0.1	1.9	4.4	5.2				
Lap 10	33	12	1	27	14	17	5	15	6	30	3	9	26	28	29	11	38	20	18	22	4	31	25	8	2	10	19	37	32	16	7			
	2.8	6.7	0.6	0.6	1.2	1.3	1.2	4.9	2.6	1.7	0.2	0.4	0.1	4.9	2.5	0.2	2.3	0.4	0.1	1.6	3.1	0.4	1.8	1.1	1.5	1.9	0.2	3.9	0.5	6.1				
Lap 11	33	12	1	27	14	17	5	15	6	30	3	26	28	9	29	38	11	20	22	18	4	25	31	8	2	10	19	37	32	16	99			
	2.9	6.7	0.1	0.5	1.7	1.1	1.8	4.6	1.5	2.4	1.2	1.0	0.2	4.1	1.5	1.7	2.8	1.5	0.3	0.7	2.6	0.2	2.1	1.5	1.5	2.3	1.5	2.0	0.9	9.9				
Lap 12	33	12	1	27	14	17	5	15	6	30	3	26	28	9	29	38	11	20	22	4	18	25	31	8	2	19	37	32	16					
	3.9	5.9	1.4	0.3	1.3	0.3	2.8	4.3	1.0	3.2	0.9	1.3	0.7	4.4	0.8	1.8	3.3	2.0	1.1	1.2	0.2	1.4	2.8	1.2	3.7	2.4	1.7	0.5						
Lap 13	33	12	1	14	27	17	5	15	30	6	3	26	28	9	29	38	11	20	22	4	25	18	31	8	2	19	37	32	16					
	5.5	5.6	1.2	0.8	0.1	0.6	3.2	4.1	1.3	2.0	1.3	1.5	1.4	4.8	0.1	1.6	4.1	1.6	0.6	1.4	1.8	0.9	1.8	3.3	3.6	1.6	0.4	1.9						
Lap 14	33	12	1	14	17	5	27	15	30	6	3	26	28	9	29	38	11	20	22	4	25	31	18	8	2	19	37	32	16					
	6.8	5.5	0.5	2.4	0.3	0.4	2.7	3.0	2.3	1.8	0.7	1.8	1.8	5.8	0.4	1.3	4.4	0.8	1.0	0.7	4.1	0.1	2.2	3.9	3.0	1.2	0.5	2.8						
Lap 15	33	12	1	14	17	27	5	15	30	6	3	26	28	9	38	29	11	20	4	22	25	31	18	8	2	32	37	19	16					
	7.7	6.7	0.1	1.4	1.2	0.4	2.2	1.3	4.4	0.8	0.4	2.3	2.8	5.7	0.6	0.7	5.2	1.2	0.2	0.1	5.2	1.0	0.3	5.0	4.3	0.7	0.7	5.1						
Lap 16	33	12	1	14	17	27	5	15	30	6	3	26	28	9	38	29	11	4	20	22	25	31	8	18	2	32	37	19						
	8.5	6.2	1.5	0.1	2.1	0.4	1.2	0.5	5.7	0.7	0.6	2.3	4.0	4.3	1.8	0.5	6.0	0.2	0.8	0.6	4.7	1.2	0.5	5.0	3.1	1.9	5.2							
Lap 17	33	12	1	14	17	5	30	15	6	3	26	28	9	38	11	29	4	20	22	25	31	8	18	2	32	37								
	9.3	6.9	1.7	0.5	1.7	0.3	1.2	6.0	0.8	0.8	1.3	5.3	2.8	3.8	2.8	2.8	1.1	0.6	1.1	4.3	0.7	1.2	4.8	3.0	1.6									





Wackersdorf | 07 - 10.06.2012

CIK-FIA European KZ1 Championship



KZ1



KZ1

Prefinal (PF)

Analysis

For information purposes. No official / regulatory value

Laps	Sector 1	Sector 2	Sector 3	Lap Time
9	24.265	23.902	21.369	1:09.536
10	24.668	23.779	21.301	1:09.748
11	25.205	24.228	21.068	1:10.501
12	24.644	23.513	20.788	1:08.945
13	24.781	23.607	20.653	1:09.041
14	24.407	23.231	20.659	1:08.297
15	24.349	24.152	20.911	1:09.412
16	24.983	23.969	20.610	1:09.562
17	24.136	24.025	20.940	1:09.101

No.10 Gazzurelli, Gianni

1	29.979	27.218	22.472	1:19.669
2	26.848	31.549	22.169	1:20.566
3	26.138	24.668	21.834	1:12.640
4	25.672	24.575	21.455	1:11.702
5	25.701	24.448	21.338	1:11.487
6	25.890	24.268	21.124	1:11.282
7	25.563	23.949	21.461	1:10.973
8	26.331	24.050	21.292	1:11.673
9	26.051	24.304	21.862	1:12.217
10	25.081	23.978	21.105	1:10.164
11	25.214	23.616	21.315	1:10.145

No.11 Mich, Thomas

1	31.866	25.230	22.335	1:19.431
2	27.824	25.274	21.433	1:14.531
3	25.595	29.551	21.411	1:16.557
4	24.510	24.158	20.974	1:09.642
5	25.854	24.190	21.168	1:11.212
6	24.822	23.641	20.993	1:09.456
7	24.459	23.610	22.416	1:10.485
8	24.751	23.720	20.814	1:09.285
9	25.192	23.561	21.554	1:10.307
10	24.485	23.918	20.866	1:09.269
11	24.924	23.556	21.255	1:09.735
12	24.510	23.578	20.515	1:08.603
13	24.276	23.449	20.870	1:08.595
14	24.601	23.853	20.764	1:09.218
15	24.480	23.426	21.116	1:09.022
16	24.662	23.830	20.560	1:09.052
17	25.088	23.497	20.559	1:09.144

No.12 Pex, Jorrit

1	27.574	24.694	20.962	1:13.230
2	24.611	24.066	20.730	1:09.407
3	24.554	23.642	20.540	1:08.736
4	25.018	23.736	20.757	1:09.511
5	24.348	23.635	20.426	1:08.409
6	24.586	23.944	20.730	1:09.260
7	24.504	23.879	20.365	1:08.748
8	24.321	23.724	20.241	1:08.286
9	24.490	23.692	20.817	1:08.999

Laps	Sector 1	Sector 2	Sector 3	Lap Time
10	24.516	23.490	20.505	1:08.511
11	24.357	23.372	20.592	1:08.321
12	24.688	23.555	20.602	1:08.845
13	24.722	23.625	20.691	1:09.038
14	24.253	23.699	20.384	1:08.336
15	24.195	23.391	20.730	1:08.316
16	24.409	23.278	20.676	1:08.363
17	23.923	23.582	20.561	1:08.066

No.14 Lammers, Bas

1	27.750	25.444	21.907	1:15.101
2	25.099	24.373	22.220	1:11.692
3	25.263	23.587	21.695	1:10.545
4	24.416	23.712	21.431	1:09.559
5	24.915	23.354	21.434	1:09.703
6	24.383	23.423	20.912	1:08.718
7	24.327	23.324	20.821	1:08.472
8	23.827	23.818	21.622	1:09.267
9	24.931	23.272	20.718	1:08.921
10	23.680	23.222	21.184	1:08.086
11	23.920	23.204	20.696	1:07.820
12	24.188	23.570	21.297	1:09.055
13	24.272	23.528	20.447	1:08.247
14	23.888	23.218	20.325	1:07.431
15	24.568	24.028	20.617	1:09.213
16	24.424	23.618	21.262	1:09.304
17	23.791	23.269	21.872	1:08.932

No.15 Piccini, Alessandro

1	28.617	26.181	22.281	1:17.079
2	26.092	25.012	21.783	1:12.887
3	24.783	24.101	22.137	1:11.021
4	25.078	24.089	20.813	1:09.980
5	24.625	24.022	20.598	1:09.245
6	24.938	23.415	20.720	1:09.073
7	24.325	23.498	20.650	1:08.473
8	24.469	23.563	20.599	1:08.631
9	24.246	23.423	20.892	1:08.561
10	24.404	23.529	20.493	1:08.426
11	24.489	23.717	20.618	1:08.824
12	24.588	23.524	20.597	1:08.709
13	24.345	23.401	20.900	1:08.646
14	24.426	23.396	20.676	1:08.498
15	24.019	23.768	20.919	1:08.706
16	23.809	23.377	20.698	1:07.884
17	24.028	24.027	20.744	1:08.799

No.16 Bleek, Danny

1	28.660	48.962	22.710	1:40.332
2	25.637	24.944	22.126	1:12.707
3	25.530	24.180	21.542	1:11.252
4	25.076	24.268	21.847	1:11.191

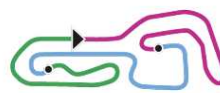
Laps	Sector 1	Sector 2	Sector 3	Lap Time
5	25.063	24.696	22.340	1:12.099
6	25.294	23.948	21.639	1:10.881
7	24.979	24.483	21.512	1:10.974
8	24.846	23.757	21.633	1:10.236
9	24.958	23.839	21.440	1:10.237
10	25.232	23.915	21.258	1:10.405
11	24.798	23.982	21.403	1:10.183
12	24.866	23.941	21.283	1:10.090
13	24.893	23.818	21.641	1:10.352
14	25.060	23.927	21.835	1:10.822
15	24.652	23.728	24.816	1:13.196

No.17 Groman, Zdenek

1	26.716	26.234	22.412	1:15.362
2	25.869	25.122	21.053	1:12.044
3	25.249	23.833	20.871	1:09.953
4	24.515	24.021	21.330	1:09.866
5	24.402	23.819	21.135	1:09.356
6	24.320	23.329	21.129	1:08.778
7	24.268	23.362	21.456	1:09.086
8	24.381	23.654	21.023	1:09.058
9	23.988	23.452	20.586	1:08.026
10	24.441	23.651	20.609	1:08.701
11	24.016	23.177	21.120	1:08.313
12	23.919	23.364	21.322	1:08.605
13	23.669	23.562	20.714	1:07.945
14	24.295	23.771	20.851	1:08.917
15	24.178	23.348	20.627	1:08.153
16	24.046	23.144	20.873	1:08.063
17	24.056	23.069	22.123	1:09.248

No.18 Torsellini, Mirko

1	28.542	25.891	22.888	1:17.321
2	25.915	24.882	22.356	1:13.153
3	25.835	25.890	21.576	1:13.301
4	25.139	25.049	22.226	1:12.414
5	25.439	24.941	21.704	1:12.084
6	25.440	24.799	21.142	1:11.381
7	25.375	23.745	21.670	1:10.790
8	24.984	23.793	21.082	1:09.859
9	25.013	24.010	21.859	1:10.882
10	25.754	24.176	22.322	1:12.252
11	25.354	24.345	21.618	1:11.317
12	24.625	25.588	21.481	1:11.694
13	25.351	23.905	21.379	1:10.635
14	25.418	23.927	21.510	1:10.855
15	25.186	24.205	21.366	1:10.757
16	24.426	23.894	21.878	1:10.198
17	24.936	23.479	21.438	1:09.853





Wackersdorf | 07 - 10.06.2012

CIK-FIA European KZ1 Championship



KZ1



KZ1

Prefinal (PF)

Analysis

For information purposes. No official / regulatory value

Laps	Sector 1	Sector 2	Sector 3	Lap Time
10	24.902	23.670	20.785	1:09.357
11	24.448	23.841	20.757	1:09.046
12	24.534	24.035	20.647	1:09.216
13	24.873	24.028	20.579	1:09.480
14	24.715	23.783	20.706	1:09.204
15	24.856	24.378	20.814	1:10.048
16	25.017	23.749	20.518	1:09.284
17	26.203	24.677	21.585	1:12.465

No.30 Ardigo, Marco

1	34.145	25.340	22.740	1:22.225
2	25.986	24.769	21.720	1:12.475
3	25.572	24.606	22.340	1:12.518
4	24.697	23.623	21.083	1:09.403
5	24.620	23.967	21.307	1:09.894
6	24.382	24.077	20.907	1:09.366
7	25.271	23.768	20.580	1:09.619
8	24.077	23.863	20.460	1:08.400
9	24.394	23.866	20.836	1:09.096
10	24.540	23.238	20.181	1:07.959
11	23.726	23.386	20.375	1:07.487
12	24.141	23.460	20.207	1:07.808
13	23.933	23.546	19.994	1:07.473
14	23.908	23.314	20.154	1:07.376
15	24.051	23.172	19.829	1:07.052
16	23.660	23.257	20.148	1:07.065
17	23.622	23.301	20.063	1:06.986

No.31 Van der Raad, Sinan

1	40.627	24.540	21.936	1:27.103
2	25.541	25.244	21.835	1:12.620
3	25.204	24.831	21.570	1:11.605
4	25.486	24.441	21.372	1:11.299
5	25.019	25.022	21.913	1:11.954
6	25.867	24.542	21.061	1:11.470
7	25.259	24.616	21.276	1:11.151
8	25.000	23.775	20.990	1:09.765
9	25.249	23.780	20.895	1:09.924
10	25.063	24.085	21.334	1:10.482
11	24.524	23.756	21.716	1:09.996
12	25.152	23.813	20.741	1:09.706
13	24.913	23.955	21.029	1:09.897
14	25.229	23.619	20.898	1:09.746
15	24.893	23.966	21.003	1:09.862
16	25.001	23.675	20.809	1:09.485
17	24.738	23.816	21.064	1:09.618

No.32 Schrangl, Andreas

1	29.102	26.823	22.716	1:18.641
2	27.604	28.346	22.416	1:18.366
3	24.531	24.384	21.680	1:10.595
4	25.421	25.495	21.626	1:12.542

Laps	Sector 1	Sector 2	Sector 3	Lap Time
5	25.852	24.604	22.543	1:12.999
6	25.445	24.473	21.140	1:11.058
7	25.234	24.015	21.412	1:10.661
8	24.698	24.335	22.418	1:11.451
9	24.593	23.297	21.838	1:09.728
10	36.647	24.347	21.206	1:22.200
11	24.159	24.275	21.382	1:09.816
12	24.564	24.511	21.338	1:10.413
13	24.305	23.702	20.936	1:08.943
14	24.958	23.784	21.221	1:09.963
15	24.274	23.875	21.283	1:09.432
16	24.208	23.209	21.228	1:08.645
17	24.761	23.326	21.561	1:09.648

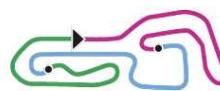
No.33 Abbasse, Anthony

1	27.637	24.950	21.140	1:13.727
2	25.410	24.002	20.376	1:09.788
3	24.226	23.408	20.970	1:08.604
4	24.040	23.085	21.109	1:08.234
5	23.823	23.557	21.054	1:08.434
6	23.908	23.214	20.787	1:07.909
7	24.177	23.277	20.667	1:08.121
8	24.336	23.056	21.135	1:08.527
9	23.883	22.952	20.615	1:07.450
10	23.588	23.156	21.240	1:07.984
11	24.010	23.092	21.110	1:08.212
12	24.009	22.872	20.997	1:07.878
13	24.134	22.734	20.555	1:07.423
14	23.382	22.986	20.668	1:07.036
15	23.878	22.882	20.654	1:07.414
16	23.817	22.954	20.822	1:07.593
17	23.837	22.987	20.446	1:07.270

No.37 Chamberlain, Jordan

1	29.411	27.003	23.751	1:20.165
2	28.129	24.899	22.720	1:15.748
3	26.501	25.874	22.785	1:15.160
4	25.730	24.398	21.660	1:11.788
5	25.752	24.411	21.537	1:11.700
6	27.366	24.643	21.704	1:13.713
7	26.746	23.833	21.318	1:11.897
8	25.372	23.738	21.137	1:10.247
9	25.616	24.188	21.559	1:11.363
10	25.772	24.056	22.439	1:12.267
11	25.556	24.312	21.929	1:11.797
12	25.190	23.708	21.802	1:10.700
13	25.139	23.873	21.197	1:10.209
14	25.007	23.764	21.145	1:09.916
15	25.569	23.996	21.130	1:10.695
16	25.185	23.666	21.021	1:09.872
17	24.625	23.560	21.140	1:09.325

Laps	Sector 1	Sector 2	Sector 3	Lap Time
No.38 Hanssen, Joey				
1	29.057	25.846	22.862	1:17.765
2	26.751	24.840	21.718	1:13.309
3	25.720	25.792	27.129	1:18.641
4	24.737	24.465	21.175	1:10.377
5	29.250	24.310	21.109	1:14.669
6	25.294	24.446	20.871	1:10.611
7	24.768	23.800	20.351	1:08.919
8	24.689	23.402	20.196	1:08.287
9	24.831	23.120	21.144	1:09.095
10	24.174	24.131	20.888	1:09.193
11	24.143	23.235	20.365	1:07.743
12	24.813	23.248	20.446	1:08.507
13	24.432	23.930	20.431	1:08.793
14	25.486	23.475	20.587	1:09.548
15	24.811	23.730	20.350	1:08.891
16	24.405	23.468	20.286	1:08.159
17	24.037	23.200	20.350	1:07.587





32	Schrangl, Andreas Oberon / Seven / B'stone		17	36	Kostbade, Torsten PCR / TM / B'stone	
19	Puhakka, Simo PCR / TM / B'stone		16	37	Chamberlain, Jordan Lenzokart / TM / B'stone	
22	Toman, Libor Praga / Parilla / B'stone		15	10	Gazzurelli, Gianni FA Kart / Vortex / B'stone	
7	Celenta, Francesco Birel / TM / B'stone		14	26	Kievitsbosch, Arjan RK / TM / B'stone	
3	Convers, Armand Kosmic / Vortex / B'stone		13	31	Van der Raad, Sinan CRG / TM / B'stone	
4	Iglesias, Jérémy Intrepid / TM / B'stone		12	8	Piccioni, Antonio Righetti / TM / B'stone	
16	Bleek, Danny MS Kart / VM / B'stone		11	11	Mich, Thomas Birel / TM / B'stone	
21	Toninelli, Roberto Birel / BMB / B'stone		10	2	De Brabander, Yannick FK / TM / B'stone	
38	Hanssen, Joey Lenzokart / TM / B'stone		9	20	Geurts, Verdi Maddox / TM / B'stone	
17	Groman, Zdenek Kosmic / Vortex / B'stone		8	18	Torsellini, Mirko Tony Kart / Vortex / B'stone	
9	Cesetti, Sauro Top Kart / Parilla / B'stone		7	15	Piccini, Alessandro Tony Kart / Vortex / B'stone	
33	Abbasse, Anthony Sodi / Maxter / B'stone		6	5	Fore, Davide CRG / Maxter / B'stone	
30	Ardigo, Marco Tony Kart / Vortex / B'stone		5	27	Hanley, Ben ART GP / TM / B'stone	
14	Lammers, Bas Praga / Parilla / B'stone		4	24	Hajek, Patrik Praga / TM / B'stone	
1	De Conto, Paolo Birel / BMB / B'stone		3	6	Dreezen, Rick Tony Kart / Vortex / B'stone	
29	Federer, Fabian CRG / Maxter / B'stone		2	28	Thonon, Jonathan CRG / Maxter / B'stone	
12	Pex, Jorrit CRG / TM / B'stone		1	25	Kozlinski, Arnaud PCR / TM / B'stone	

POLE POSITION



Start : 10/06/2012 - 11:25 17 Laps = 20.774 Km

Wackersdorf (DEU) - 07/06/2012 - 10/06/2012

CIK-FIA