

Genk 26 - 30.06.2013



CIK-FIA European Championship (Rd2)

KZ2

Warm Up 1 No.104-150

Document 48

Results

Subject to scrutineering & sporting investigations

| Rnk | No. | Entrant | Nat | Driver | Nat | Equipment | Sector 1 | Sector 2 | Sector 3 | Time | Gap | Laps |
|-----|-----|-----------------------|-----|-----------------------------|-----|---------------------------------|----------|----------|----------|-----------------|-------|------|
| 1 | 138 | AVG Racing | NLD | Specken, Guust | NLD | Birel / TM / B'stone | 24.275 | 16.705 | 17.709 | 58.689 | | 11 |
| 2 | 104 | Birel Motorsport | ITA | Midrła, Jan | CZE | Birel / TM / B'stone | 24.564 | 16.713 | 17.987 | 59.264 | 0.575 | 17 |
| 3 | 143 | Tony Kart Racing Team | ITA | Piccini, Alessio | ITA | Tony Kart / Vortex / B'stone | 24.496 | 17.831 | 18.357 | 1:00.684 | 1.995 | 17 |
| 4 | 140 | BRM Racing | ITA | Bizalion, Charly | ITA | BRM / Modena Engines / B'ston | 24.402 | 18.063 | 18.603 | 1:01.068 | 2.379 | 16 |
| 5 | 142 | BRM Racing | ITA | Zanchi, Matteo | ITA | BRM / Modena Engines / B'ston | 24.335 | 18.126 | 18.715 | 1:01.176 | 2.487 | 16 |
| 6 | 123 | TBkart Srl | ITA | Brenna, Simone | ITA | TB Kart / Modena Engines / B'st | 24.960 | 17.893 | 18.561 | 1:01.414 | 2.725 | 15 |
| 7 | 124 | Maranello Kart | ITA | Tilloca, Luca | ITA | Maranello / TM / B'stone | 24.773 | 18.242 | 18.517 | 1:01.532 | 2.843 | 14 |
| 8 | 131 | KSM Racing Team | DEU | Becker, Julian | DEU | Tony Kart / Vortex / B'stone | 24.864 | 18.269 | 18.510 | 1:01.643 | 2.954 | 18 |
| 9 | 139 | Goudant, Cédric | ITA | Roy, Maxime | ITA | Tony Kart / Vortex / B'stone | 24.973 | 17.994 | 18.692 | 1:01.659 | 2.970 | 16 |
| 10 | 125 | J.S. Racing | DNK | Christensen, Toke | DNK | CRG / TM / B'stone | 25.353 | 17.462 | 18.952 | 1:01.767 | 3.078 | 4 |
| 11 | 122 | PDB Racing Team | NLD | Öberg, Victor | SWE | Gillard / TM / B'stone | 24.543 | 18.347 | 19.079 | 1:01.969 | 3.280 | 8 |
| 12 | 129 | Maranello Kart | ITA | Lundberg, Douglas | SWE | Maranello / TM / B'stone | 24.833 | 18.080 | 19.071 | 1:01.984 | 3.295 | 15 |
| 13 | 135 | ADAC Sachsen | DEU | Illgen, Kevin | DEU | CRG / TM / B'stone | 24.711 | 18.435 | 18.920 | 1:02.066 | 3.377 | 11 |
| 14 | 126 | Fiault, Charles | ITA | Fiault, Charles | ITA | Sodi / Parilla / B'stone | 24.703 | 18.626 | 18.781 | 1:02.110 | 3.421 | 12 |
| 15 | 130 | Maranello Kart | ITA | Zanchetta, Marco | ITA | Maranello / TM / B'stone | 25.003 | 18.378 | 18.914 | 1:02.295 | 3.606 | 13 |
| 16 | 132 | Hansen, Jonas | DNK | Hansen, Jonas | DNK | Maranello / Vortex / B'stone | 24.985 | 18.390 | 19.018 | 1:02.393 | 3.704 | 18 |
| 17 | 147 | CRG Racing Germany | DEU | Weber, Johann Stefan | DEU | CRG / TM / B'stone | 25.531 | 18.190 | 18.788 | 1:02.509 | 3.820 | 15 |
| 18 | 150 | CRG Holland | NLD | Pex, Yard | NLD | CRG / TM / B'stone | 24.991 | 18.556 | 19.002 | 1:02.549 | 3.860 | 12 |
| 19 | 109 | Harmonika Müller RT | AUT | Müller, Marcel | AUT | CRG / Modena Engines / B'ston | 25.428 | 18.338 | 19.199 | 1:02.965 | 4.276 | 17 |
| 20 | 141 | BRM Racing | ITA | Ghidella, Matteo | ITA | BRM / Modena Engines / B'ston | 25.271 | 18.891 | 18.905 | 1:03.067 | 4.378 | 11 |
| 21 | 146 | CRG Racing Germany | DEU | Dresen, Andreas | DEU | CRG / TM / B'stone | 25.666 | 18.591 | 18.877 | 1:03.134 | 4.445 | 16 |
| 22 | 148 | CRG Holland | NLD | Kooijman, Finn | NLD | CRG / TM / B'stone | 25.172 | 18.743 | 19.279 | 1:03.194 | 4.505 | 16 |
| 23 | 108 | CRG SpA | ITA | Tiene, Felice | ITA | CRG / Maxter / B'stone | 25.252 | 18.961 | 19.210 | 1:03.423 | 4.734 | 12 |
| 24 | 128 | Da Silva, Clement | ITA | Da Silva, Clement | ITA | Birel / TM / B'stone | 25.456 | 18.832 | 19.159 | 1:03.447 | 4.758 | 11 |
| 25 | 144 | Praga Kart Racing | CZE | Manetti, Alessandro | ITA | Praga / Parilla / B'stone | 25.400 | 19.015 | 19.395 | 1:03.810 | 5.121 | 12 |
| 26 | 127 | CRG Holland | NLD | Jeleniowski, Marcel | DEU | CRG / TM / B'stone | 25.399 | 19.660 | 19.421 | 1:04.480 | 5.791 | 9 |
| 27 | 133 | Renda Motorsport | ITA | Romkema, Ricardo | NLD | Zanardi / TM / B'stone | 25.454 | 19.691 | 19.591 | 1:04.736 | 6.047 | 4 |
| 28 | 149 | CRG SpA | ITA | Palou, Alex | ESP | CRG / Maxter / B'stone | 25.925 | 19.404 | 19.725 | 1:05.054 | 6.365 | 11 |

Not Classified

| | | | | | | | | | | | | |
|--|-----|------------|-----|------------------------|-----|----------------------|--|--|--|----------------|--|--|
| | 136 | AVG Racing | NLD | Bos, Jeroen | NLD | Birel / TM / B'stone | | | | No Time | | |
| | 137 | AVG Racing | NLD | Kremers, Marijn | NLD | Birel / TM / B'stone | | | | No Time | | |

Start Time : 29/06 - 08:54:44

Best Lap : No.138 Specken, Guust

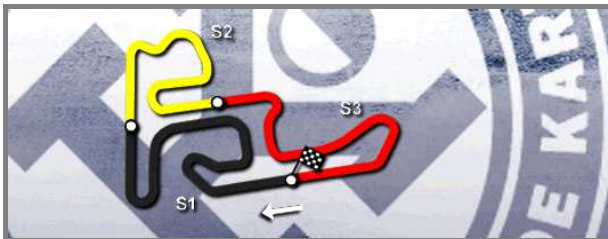
58.689 83.42 Kph

Weather : Cloudy Air : 14°C Track : Wet

Event Record : No.149 Palou, Alex

52.511 93.23 Kph

Genk (BEL) 27-30/06/2013



KZ2

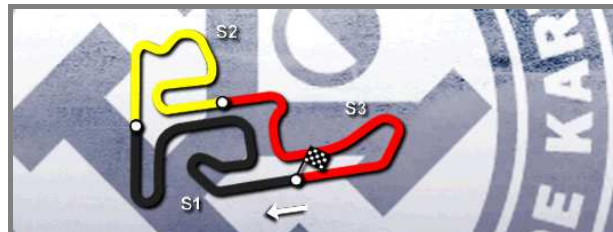
Warm Up 1 No.104-150

Best Sectors Analysis

For information purposes. No official / regulatory value

| S1 | | | S2 | | | S3 | | |
|-----|-----|--------|-----|-----|--------|-----|-----|--------|
| Rnk | No. | Time | Rnk | No. | Time | Rnk | No. | Time |
| 1 | 138 | 24.275 | 1 | 138 | 16.705 | 1 | 138 | 17.709 |
| 2 | 142 | 24.335 | 2 | 104 | 16.713 | 2 | 104 | 17.987 |
| 3 | 140 | 24.374 | 3 | 125 | 17.462 | 3 | 143 | 18.357 |
| 4 | 143 | 24.483 | 4 | 143 | 17.831 | 4 | 131 | 18.510 |
| 5 | 122 | 24.543 | 5 | 123 | 17.875 | 5 | 124 | 18.517 |
| 6 | 104 | 24.564 | 6 | 139 | 17.994 | 6 | 142 | 18.561 |
| 7 | 129 | 24.571 | 7 | 140 | 18.063 | 6 | 123 | 18.561 |
| 8 | 130 | 24.654 | 8 | 129 | 18.080 | 8 | 140 | 18.584 |
| 9 | 126 | 24.703 | 9 | 142 | 18.092 | 9 | 125 | 18.652 |
| 10 | 135 | 24.711 | 10 | 131 | 18.110 | 10 | 139 | 18.692 |
| 11 | 150 | 24.718 | 11 | 147 | 18.190 | 11 | 126 | 18.781 |
| 12 | 124 | 24.773 | 12 | 124 | 18.242 | 12 | 147 | 18.788 |
| 13 | 139 | 24.807 | 13 | 135 | 18.273 | 13 | 146 | 18.877 |
| 14 | 123 | 24.853 | 14 | 148 | 18.285 | 14 | 129 | 18.895 |
| 15 | 131 | 24.864 | 15 | 109 | 18.338 | 15 | 141 | 18.905 |
| 16 | 132 | 24.985 | 16 | 122 | 18.347 | 16 | 122 | 18.908 |
| 17 | 147 | 25.019 | 17 | 132 | 18.356 | 17 | 130 | 18.914 |
| 18 | 146 | 25.042 | 18 | 130 | 18.378 | 18 | 135 | 18.920 |
| 19 | 148 | 25.172 | 19 | 150 | 18.556 | 19 | 148 | 18.985 |
| 20 | 108 | 25.198 | 20 | 146 | 18.591 | 20 | 132 | 18.997 |
| 21 | 141 | 25.271 | 21 | 126 | 18.626 | 21 | 150 | 19.002 |
| 22 | 125 | 25.353 | 22 | 144 | 18.735 | 22 | 128 | 19.012 |
| 23 | 109 | 25.391 | 23 | 128 | 18.770 | 23 | 108 | 19.038 |
| 24 | 127 | 25.398 | 24 | 141 | 18.891 | 24 | 109 | 19.199 |
| 25 | 144 | 25.400 | 25 | 108 | 18.961 | 25 | 144 | 19.395 |
| 26 | 133 | 25.454 | 26 | 149 | 19.158 | 26 | 127 | 19.421 |
| 27 | 128 | 25.456 | 27 | 127 | 19.563 | 27 | 149 | 19.538 |
| 28 | 149 | 25.583 | 28 | 133 | 19.691 | 28 | 133 | 19.591 |

| Ideal Lap Times | | | | | | |
|-----------------|-----|----------------------|-----|-----------------|----------|-------|
| Rnk | No. | Driver | Nat | Ideal Lap | Best Lap | Diff. |
| 1 | 138 | Specken, Guust | | 58.689 | 58.689 | |
| 2 | 104 | Midrla, Jan | | 59.264 | 59.264 | |
| 3 | 143 | Piccini, Alessio | | 1:00.671 | 1:00.684 | 0.013 |
| 4 | 142 | Zanchi, Matteo | | 1:00.988 | 1:01.176 | 0.188 |
| 5 | 140 | Bizalion, Charly | | 1:01.021 | 1:01.068 | 0.047 |
| 6 | 123 | Brenna, Simone | | 1:01.289 | 1:01.414 | 0.125 |
| 7 | 125 | Christensen, Toke | | 1:01.467 | 1:01.767 | 0.300 |
| 8 | 131 | Becker, Julian | | 1:01.484 | 1:01.643 | 0.159 |
| 9 | 139 | Roy, Maxime | | 1:01.493 | 1:01.659 | 0.166 |
| 10 | 124 | Tilloca, Luca | | 1:01.532 | 1:01.532 | |
| 11 | 129 | Lundberg, Douglas | | 1:01.546 | 1:01.984 | 0.438 |
| 12 | 122 | Öberg, Victor | | 1:01.798 | 1:01.969 | 0.171 |
| 13 | 135 | Illgen, Kevin | | 1:01.904 | 1:02.066 | 0.162 |
| 14 | 130 | Zanchetta, Marco | | 1:01.946 | 1:02.295 | 0.349 |
| 15 | 147 | Weber, Johann Stefan | | 1:01.997 | 1:02.509 | 0.512 |
| 16 | 126 | Fiault, Charles | | 1:02.110 | 1:02.110 | |
| 17 | 150 | Pex, Yard | | 1:02.276 | 1:02.549 | 0.273 |
| 18 | 132 | Hansen, Jonas | | 1:02.338 | 1:02.393 | 0.055 |
| 19 | 148 | Kooijman, Finn | | 1:02.442 | 1:03.194 | 0.752 |
| 20 | 146 | Dresen, Andreas | | 1:02.510 | 1:03.134 | 0.624 |
| 21 | 109 | Müller, Marcel | | 1:02.928 | 1:02.965 | 0.037 |
| 22 | 141 | Ghidella, Matteo | | 1:03.067 | 1:03.067 | |
| 23 | 108 | Tiene, Felice | | 1:03.197 | 1:03.423 | 0.226 |
| 24 | 128 | Da Silva, Clement | | 1:03.238 | 1:03.447 | 0.209 |
| 25 | 144 | Manetti, Alessandro | | 1:03.530 | 1:03.810 | 0.280 |
| 26 | 149 | Palou, Alex | | 1:04.279 | 1:05.054 | 0.775 |
| 27 | 127 | Jeleniowski, Marcel | | 1:04.382 | 1:04.480 | 0.098 |
| 28 | 133 | Romkema, Ricardo | | 1:04.736 | 1:04.736 | |



KZ2 Warm Up 1 No.104-150
Lap Time Analysis

For information purposes. No official / regulatory value

| Laps | Sector 1 | Sector 2 | Sector 3 | Lap Time |
|---------------------------|----------|----------|----------|----------|
| No.104 Midrła, Jan | | | | |
| 1 | 28.743 | 20.320 | 19.552 | 1:08.615 |
| 2 | 25.604 | 19.784 | 19.580 | 1:04.968 |
| 3 | 25.570 | 19.642 | 19.444 | 1:04.656 |
| 4 | 25.563 | 19.695 | 19.788 | 1:05.046 |
| 5 | 25.471 | 19.506 | 19.288 | 1:04.265 |
| 6 | 25.172 | 19.416 | 19.215 | 1:03.803 |
| 7 | 24.951 | 19.524 | 19.196 | 1:03.671 |
| 8 | 25.116 | 19.472 | 19.244 | 1:03.832 |
| 9 | 25.057 | 19.453 | 1:53.720 | 2:38.230 |
| 10 | 31.800 | 21.191 | 21.617 | 1:14.608 |
| 11 | 27.694 | 19.701 | 20.147 | 1:07.542 |
| 12 | 26.879 | 18.446 | 19.491 | 1:04.816 |
| 13 | 25.678 | 17.862 | 18.833 | 1:02.373 |
| 14 | 25.371 | 17.698 | 18.627 | 1:01.696 |
| 15 | 24.946 | 17.032 | 18.489 | 1:00.467 |
| 16 | 25.056 | 17.116 | 18.755 | 1:00.927 |
| 17 | 24.564 | 16.713 | 17.987 | 59.264 |

| Laps | Sector 1 | Sector 2 | Sector 3 | Lap Time |
|-----------------------------|----------|----------|----------|----------|
| No.108 Tiene, Felice | | | | |
| 1 | 27.894 | 20.702 | 20.830 | 1:09.426 |
| 2 | 25.700 | 20.095 | 19.685 | 1:05.480 |
| 3 | 25.467 | 19.947 | 19.646 | 1:05.060 |
| 4 | 25.509 | 20.150 | 19.358 | 1:05.017 |
| 5 | 25.675 | 19.747 | 19.319 | 1:04.741 |
| 6 | 25.198 | 19.638 | 19.422 | 1:04.258 |
| 7 | 25.271 | 19.710 | 2:09.500 | 2:54.481 |
| 8 | 25.798 | 19.375 | 19.172 | 1:04.345 |
| 9 | 25.439 | 19.255 | 19.038 | 1:03.732 |
| 10 | 25.938 | 19.025 | 19.084 | 1:04.047 |
| 11 | 25.252 | 18.961 | 19.210 | 1:03.423 |
| 12 | 25.464 | 19.056 | 19.264 | 1:03.784 |

| Laps | Sector 1 | Sector 2 | Sector 3 | Lap Time |
|------------------------------|----------|----------|----------|----------|
| No.109 Müller, Marcel | | | | |
| 1 | 28.758 | 20.349 | 20.140 | 1:09.247 |
| 2 | 26.016 | 19.939 | 20.307 | 1:06.262 |
| 3 | 26.256 | 20.092 | 20.014 | 1:06.362 |
| 4 | 25.921 | 19.949 | 19.746 | 1:05.616 |
| 5 | 26.061 | 19.870 | 19.913 | 1:05.844 |
| 6 | 25.704 | 19.565 | 19.620 | 1:04.889 |
| 7 | 26.820 | 19.796 | 1:32.299 | 2:18.915 |
| 8 | 25.972 | 19.292 | 19.527 | 1:04.791 |
| 9 | 25.488 | 19.285 | 19.562 | 1:04.335 |
| 10 | 25.566 | 19.311 | 19.466 | 1:04.343 |
| 11 | 25.391 | 19.177 | 19.654 | 1:04.222 |
| 12 | 26.487 | 18.809 | 19.537 | 1:04.833 |
| 13 | 25.829 | 18.674 | 19.586 | 1:04.089 |
| 14 | 26.030 | 18.961 | 19.606 | 1:04.597 |
| 15 | 25.741 | 18.643 | 19.508 | 1:03.892 |

| Laps | Sector 1 | Sector 2 | Sector 3 | Lap Time |
|------|----------|----------|----------|----------|
| 16 | 25.574 | 18.521 | 19.358 | 1:03.453 |
| 17 | 25.428 | 18.338 | 19.199 | 1:02.965 |

| Laps | Sector 1 | Sector 2 | Sector 3 | Lap Time |
|-----------------------------|----------|----------|----------|----------|
| No.122 Öberg, Victor | | | | |
| 1 | 35.808 | 23.522 | 23.483 | 1:22.813 |
| 2 | 28.566 | 21.073 | 20.574 | 1:10.213 |
| 3 | 26.462 | 21.708 | 19.994 | 1:08.164 |
| 4 | 25.764 | 19.686 | 19.770 | 1:05.220 |
| 5 | 25.528 | 19.585 | 19.492 | 1:04.605 |
| 6 | 25.520 | 19.554 | 5:55.741 | 6:40.815 |
| 7 | 24.790 | 18.551 | 18.908 | 1:02.249 |
| 8 | 24.543 | 18.347 | 19.079 | 1:01.969 |

| Laps | Sector 1 | Sector 2 | Sector 3 | Lap Time |
|------------------------------|----------|----------|----------|----------|
| No.123 Brenna, Simone | | | | |
| 1 | 29.539 | 20.455 | 20.317 | 1:10.311 |
| 2 | 25.854 | 20.000 | 19.748 | 1:05.602 |
| 3 | 25.855 | 19.766 | 19.650 | 1:05.271 |
| 4 | 25.901 | 19.411 | 19.705 | 1:05.017 |
| 5 | 25.970 | 19.353 | 3:41.864 | 4:27.187 |
| 6 | 28.335 | 18.815 | 19.406 | 1:06.556 |
| 7 | 25.154 | 18.781 | 18.901 | 1:02.836 |
| 8 | 25.114 | 18.644 | 18.907 | 1:02.665 |
| 9 | 25.042 | 18.567 | 18.921 | 1:02.530 |
| 10 | 24.853 | 18.799 | 19.038 | 1:02.690 |
| 11 | 25.287 | 18.639 | 1:12.319 | 1:56.245 |
| 12 | 26.209 | 18.378 | 18.965 | 1:03.552 |
| 13 | 24.936 | 17.875 | 18.925 | 1:01.736 |
| 14 | 24.886 | 17.888 | 18.768 | 1:01.542 |
| 15 | 24.960 | 17.893 | 18.561 | 1:01.414 |

| Laps | Sector 1 | Sector 2 | Sector 3 | Lap Time |
|-----------------------------|----------|----------|----------|----------|
| No.124 Tilloca, Luca | | | | |
| 1 | 30.636 | 20.903 | 20.036 | 1:11.575 |
| 2 | 25.984 | 19.868 | 19.422 | 1:05.274 |
| 3 | 25.527 | 19.822 | 19.534 | 1:04.883 |
| 4 | 25.528 | 20.037 | 19.454 | 1:05.019 |
| 5 | 25.390 | 19.791 | 19.550 | 1:04.731 |
| 6 | 25.587 | 19.625 | 1:14.359 | 1:59.571 |
| 7 | 25.610 | 19.354 | 19.278 | 1:04.242 |
| 8 | 25.066 | 19.234 | 19.262 | 1:03.562 |
| 9 | 24.922 | 19.510 | 19.015 | 1:03.447 |
| 10 | 25.395 | 19.112 | 18.915 | 1:03.422 |
| 11 | 25.226 | 19.058 | 18.808 | 1:03.092 |
| 12 | 24.886 | 19.137 | 2:46.275 | 3:30.298 |
| 13 | 25.019 | 18.353 | 18.610 | 1:01.982 |
| 14 | 24.773 | 18.242 | 18.517 | 1:01.532 |

| Laps | Sector 1 | Sector 2 | Sector 3 | Lap Time |
|---------------------------------|----------|----------|----------|----------|
| No.125 Christensen, Toke | | | | |
| 1 | 30.563 | 20.490 | 20.581 | 1:11.634 |
| 2 | 27.670 | 18.444 | 19.172 | 1:05.286 |
| 3 | 26.474 | 18.180 | 18.652 | 1:03.306 |

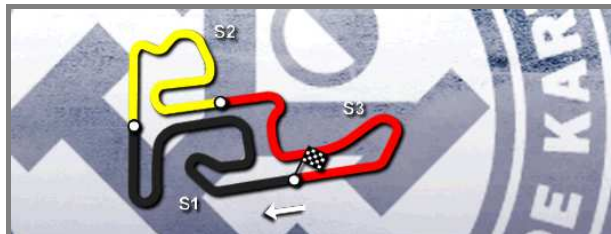
| Laps | Sector 1 | Sector 2 | Sector 3 | Lap Time |
|------|----------|----------|----------|----------|
| 4 | 25.353 | 17.462 | 18.952 | 1:01.767 |

| Laps | Sector 1 | Sector 2 | Sector 3 | Lap Time |
|-------------------------------|----------|----------|----------|----------|
| No.126 Fiault, Charles | | | | |
| 1 | 29.179 | 22.032 | 20.785 | 1:11.996 |
| 2 | 26.027 | 19.989 | 19.670 | 1:05.686 |
| 3 | 25.923 | 19.886 | 19.617 | 1:05.426 |
| 4 | 25.548 | 19.433 | 19.320 | 1:04.301 |
| 5 | 25.206 | 19.419 | 19.303 | 1:03.928 |
| 6 | 25.090 | 19.216 | 19.481 | 1:03.787 |
| 7 | 25.489 | 19.135 | 2:05.250 | 2:49.874 |
| 8 | 25.263 | 19.217 | 19.091 | 1:03.571 |
| 9 | 25.306 | 18.819 | 18.843 | 1:02.968 |
| 10 | 24.917 | 18.941 | 18.969 | 1:02.827 |
| 11 | 24.703 | 18.626 | 18.781 | 1:02.110 |
| 12 | 24.914 | 18.902 | 19.006 | 1:02.822 |

| Laps | Sector 1 | Sector 2 | Sector 3 | Lap Time |
|-----------------------------------|----------|----------|----------|----------|
| No.127 Jeleniowski, Marcel | | | | |
| 1 | 27.244 | 19.821 | 19.665 | 1:06.730 |
| 2 | 25.923 | 19.788 | 19.611 | 1:05.322 |
| 3 | 25.874 | 19.754 | 19.612 | 1:05.240 |
| 4 | 25.659 | 19.869 | 20.011 | 1:05.539 |
| 5 | 25.704 | 19.847 | 19.504 | 1:05.055 |
| 6 | 25.399 | 19.660 | 19.421 | 1:04.480 |
| 7 | 25.482 | 19.611 | 19.501 | 1:04.594 |
| 8 | 25.398 | 19.563 | 19.669 | 1:04.630 |
| 9 | 25.560 | 19.750 | 19.486 | 1:04.796 |

| Laps | Sector 1 | Sector 2 | Sector 3 | Lap Time |
|---------------------------------|----------|----------|----------|----------|
| No.128 Da Silva, Clement | | | | |
| 1 | 31.245 | 22.003 | 24.466 | 1:17.714 |
| 2 | 28.312 | 20.920 | 21.170 | 1:10.402 |
| 3 | 27.898 | 20.619 | 20.536 | 1:09.053 |
| 4 | 26.952 | 20.682 | 20.697 | 1:08.331 |
| 5 | 26.426 | 19.497 | 19.614 | 1:05.537 |
| 6 | 25.862 | 19.502 | 19.485 | 1:04.849 |
| 7 | 26.037 | 19.430 | 19.183 | 1:04.650 |
| 8 | 25.995 | 19.119 | 1:38.354 | 2:23.468 |
| 9 | 26.038 | 19.126 | 19.186 | 1:04.350 |
| 10 | 25.899 | 18.770 | 19.012 | 1:03.681 |
| 11 | 25.456 | 18.832 | 19.159 | 1:03.447 |

| Laps | Sector 1 | Sector 2 | Sector 3 | Lap Time |
|---------------------------------|----------|----------|----------|----------|
| No.129 Lundberg, Douglas | | | | |
| 1 | 27.236 | 21.022 | 19.726 | 1:07.984 |
| 2 | 26.527 | 20.134 | 19.870 | 1:06.531 |
| 3 | 25.961 | 19.832 | 19.693 | 1:05.486 |
| 4 | 25.623 | 19.159 | 19.548 | 1:04.330 |
| 5 | 25.377 | 19.387 | 19.464 | 1:04.228 |
| 6 | 25.345 | 18.984 | 19.354 | 1:03.683 |
| 7 | 24.966 | 18.992 | 19.355 | 1:03.313 |
| 8 | 25.119 | 19.330 | 19.192 | 1:03.641 |
| 9 | 24.944 | 18.813 | 1:22.669 | 2:06.426 |



KZ2

Warm Up 1 No.104-150

Lap Time Analysis

For information purposes. No official / regulatory value

| Laps | Sector 1 | Sector 2 | Sector 3 | Lap Time |
|------|---------------|---------------|---------------|-----------------|
| 10 | 25.109 | 18.542 | 19.134 | 1:02.785 |
| 11 | 24.954 | 18.520 | 18.964 | 1:02.438 |
| 12 | 29.757 | 18.654 | 18.991 | 1:07.402 |
| 13 | 24.571 | 18.343 | 19.139 | 1:02.053 |
| 14 | 25.104 | 18.355 | 18.895 | 1:02.354 |
| 15 | 24.833 | 18.080 | 19.071 | 1:01.984 |

No.130 Zanchetta, Marco

| | | | | |
|----|---------------|---------------|---------------|-----------------|
| 1 | 27.548 | 20.641 | 20.180 | 1:08.369 |
| 2 | 26.317 | 19.696 | 19.665 | 1:05.678 |
| 3 | 26.058 | 19.665 | 19.681 | 1:05.404 |
| 4 | 25.988 | 19.802 | 19.575 | 1:05.365 |
| 5 | 26.305 | 20.116 | 1:45.959 | 2:32.380 |
| 6 | 25.653 | 19.338 | 19.348 | 1:04.339 |
| 7 | 25.982 | 19.249 | 19.197 | 1:04.428 |
| 8 | 25.683 | 19.033 | 19.314 | 1:04.030 |
| 9 | 25.636 | 18.781 | 34.835 | 1:19.252 |
| 10 | 24.713 | 18.636 | 19.053 | 1:02.402 |
| 11 | 24.654 | 18.944 | 19.515 | 1:03.113 |
| 12 | 25.493 | 18.785 | 19.104 | 1:03.382 |
| 13 | 25.003 | 18.378 | 18.914 | 1:02.295 |

No.131 Becker, Julian

| | | | | |
|----|---------------|---------------|---------------|-----------------|
| 1 | 30.203 | 20.455 | 19.881 | 1:10.539 |
| 2 | 26.168 | 19.993 | 19.710 | 1:05.871 |
| 3 | 25.494 | 19.745 | 19.417 | 1:04.656 |
| 4 | 25.424 | 20.038 | 19.639 | 1:05.101 |
| 5 | 25.586 | 20.125 | 19.455 | 1:05.166 |
| 6 | 25.363 | 19.925 | 19.528 | 1:04.816 |
| 7 | 25.275 | 20.086 | 1:27.079 | 2:12.440 |
| 8 | 25.093 | 19.572 | 19.488 | 1:04.153 |
| 9 | 25.297 | 19.574 | 19.427 | 1:04.298 |
| 10 | 25.009 | 19.454 | 19.467 | 1:03.930 |
| 11 | 24.941 | 19.764 | 19.285 | 1:03.990 |
| 12 | 25.098 | 19.146 | 19.214 | 1:03.458 |
| 13 | 25.062 | 19.260 | 19.173 | 1:03.495 |
| 14 | 25.150 | 18.700 | 19.058 | 1:02.908 |
| 15 | 25.090 | 18.705 | 19.226 | 1:03.021 |
| 16 | 25.007 | 18.380 | 18.794 | 1:02.181 |
| 17 | 24.864 | 18.269 | 18.510 | 1:01.643 |
| 18 | 24.965 | 18.110 | 18.978 | 1:02.053 |

No.132 Hansen, Jonas

| | | | | |
|---|---------------|---------------|---------------|-----------------|
| 1 | 30.302 | 20.375 | 20.271 | 1:10.948 |
| 2 | 25.776 | 20.937 | 20.042 | 1:06.755 |
| 3 | 25.707 | 19.761 | 19.915 | 1:05.383 |
| 4 | 26.401 | 19.803 | 1:31.725 | 2:17.929 |
| 5 | 25.070 | 19.293 | 19.325 | 1:03.688 |
| 6 | 25.390 | 19.068 | 19.139 | 1:03.597 |
| 7 | 25.459 | 19.364 | 19.317 | 1:04.140 |

| Laps | Sector 1 | Sector 2 | Sector 3 | Lap Time |
|------|---------------|---------------|---------------|-----------------|
| 8 | 25.764 | 19.197 | 19.339 | 1:04.300 |
| 9 | 25.638 | 19.091 | 20.218 | 1:04.947 |
| 10 | 25.178 | 18.855 | 19.578 | 1:03.611 |
| 11 | 25.488 | 18.595 | 19.295 | 1:03.378 |
| 12 | 25.048 | 18.609 | 19.367 | 1:03.024 |
| 13 | 25.388 | 18.681 | 20.596 | 1:04.665 |
| 14 | 25.319 | 18.474 | 19.175 | 1:02.968 |
| 15 | 24.985 | 18.390 | 19.018 | 1:02.393 |
| 16 | 25.169 | 18.356 | 19.096 | 1:02.621 |
| 17 | 25.391 | 18.498 | 19.266 | 1:03.155 |
| 18 | 25.129 | 18.419 | 18.997 | 1:02.545 |

No.133 Romkema, Ricardo

| | | | | |
|---|---------------|---------------|---------------|-----------------|
| 1 | 30.425 | 20.533 | 19.873 | 1:10.831 |
| 2 | 25.915 | 19.812 | 19.834 | 1:05.561 |
| 3 | 25.556 | 19.830 | 19.744 | 1:05.130 |
| 4 | 25.454 | 19.691 | 19.591 | 1:04.736 |

No.135 Illgen, Kevin

| | | | | |
|----|---------------|---------------|---------------|-----------------|
| 1 | 32.008 | 20.113 | 19.460 | 1:11.581 |
| 2 | 25.826 | 19.956 | 19.641 | 1:05.423 |
| 3 | 26.202 | 20.004 | 19.860 | 1:06.066 |
| 4 | 26.103 | 19.961 | 19.792 | 1:05.856 |
| 5 | 26.454 | 19.820 | 19.677 | 1:05.951 |
| 6 | 26.093 | 19.980 | 19.799 | 1:05.872 |
| 7 | 26.684 | 20.805 | 4:14.298 | 5:01.787 |
| 8 | 24.986 | 18.640 | 19.066 | 1:02.692 |
| 9 | 24.787 | 18.273 | 19.451 | 1:02.511 |
| 10 | 25.152 | 18.646 | 19.009 | 1:02.807 |
| 11 | 24.711 | 18.435 | 18.920 | 1:02.066 |

No.138 Specken, Guust

| | | | | |
|----|---------------|---------------|---------------|-----------------|
| 1 | 38.292 | 27.451 | 26.914 | 1:32.657 |
| 2 | 32.082 | 23.790 | 22.495 | 1:18.367 |
| 3 | 28.921 | 20.611 | 20.375 | 1:09.907 |
| 4 | 27.084 | 19.707 | 19.893 | 1:06.684 |
| 5 | 26.564 | 18.676 | 19.463 | 1:04.703 |
| 6 | 26.140 | 18.593 | 19.619 | 1:04.352 |
| 7 | 25.724 | 18.158 | 18.930 | 1:02.812 |
| 8 | 25.485 | 17.863 | 18.825 | 1:02.173 |
| 9 | 24.974 | 17.289 | 18.029 | 1:00.292 |
| 10 | 24.509 | 17.161 | 17.912 | 59.582 |
| 11 | 24.275 | 16.705 | 17.709 | 58.689 |

No.139 Roy, Maxime

| | | | | |
|---|---------------|---------------|---------------|-----------------|
| 1 | 30.757 | 20.509 | 19.926 | 1:11.192 |
| 2 | 25.924 | 19.828 | 19.733 | 1:05.485 |
| 3 | 25.887 | 19.788 | 19.687 | 1:05.362 |
| 4 | 25.598 | 19.436 | 19.587 | 1:04.621 |
| 5 | 25.466 | 19.787 | 19.850 | 1:05.103 |

| Laps | Sector 1 | Sector 2 | Sector 3 | Lap Time |
|------|---------------|---------------|---------------|-----------------|
| 6 | 25.319 | 19.667 | 19.603 | 1:04.589 |
| 7 | 25.764 | 19.204 | 19.309 | 1:04.277 |
| 8 | 25.082 | 19.087 | 19.001 | 1:03.170 |
| 9 | 24.963 | 18.926 | 18.923 | 1:02.812 |
| 10 | 25.054 | 18.788 | 1:22.770 | 2:06.612 |
| 11 | 24.907 | 18.885 | 18.981 | 1:02.773 |
| 12 | 24.942 | 18.439 | 18.784 | 1:02.165 |
| 13 | 24.873 | 18.382 | 18.844 | 1:02.099 |
| 14 | 24.841 | 18.398 | 18.867 | 1:02.106 |
| 15 | 24.807 | 18.221 | 19.212 | 1:02.240 |
| 16 | 24.973 | 17.994 | 18.692 | 1:01.659 |

No.140 Bizalion, Charly

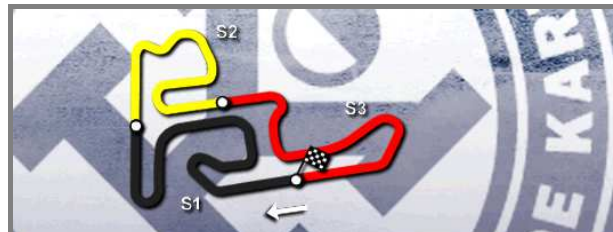
| | | | | |
|----|---------------|---------------|---------------|-----------------|
| 1 | 29.274 | 21.568 | 21.447 | 1:12.289 |
| 2 | 27.476 | 21.014 | 20.001 | 1:08.491 |
| 3 | 26.019 | 19.651 | 19.543 | 1:05.213 |
| 4 | 25.391 | 19.434 | 19.224 | 1:04.049 |
| 5 | 25.042 | 19.295 | 19.260 | 1:03.597 |
| 6 | 24.939 | 19.346 | 19.190 | 1:03.475 |
| 7 | 24.720 | 19.288 | 19.305 | 1:03.313 |
| 8 | 24.743 | 19.209 | 19.382 | 1:03.334 |
| 9 | 24.689 | 19.099 | 1:14.736 | 1:58.524 |
| 10 | 24.726 | 18.681 | 18.982 | 1:02.389 |
| 11 | 24.374 | 18.110 | 18.899 | 1:01.383 |
| 12 | 24.725 | 18.911 | 18.751 | 1:02.387 |
| 13 | 24.845 | 18.109 | 18.658 | 1:01.612 |
| 14 | 24.424 | 18.195 | 18.593 | 1:01.212 |
| 15 | 24.402 | 18.063 | 18.603 | 1:01.068 |
| 16 | 24.405 | 18.084 | 18.584 | 1:01.073 |

No.141 Ghidella, Matteo

| | | | | |
|----|---------------|---------------|---------------|-----------------|
| 1 | 38.152 | 26.416 | 25.233 | 1:29.801 |
| 2 | 31.910 | 24.362 | 21.956 | 1:18.228 |
| 3 | 28.997 | 21.849 | 20.809 | 1:11.655 |
| 4 | 28.745 | 21.469 | 20.659 | 1:10.873 |
| 5 | 28.046 | 20.766 | 19.698 | 1:08.510 |
| 6 | 26.402 | 19.973 | 19.680 | 1:06.055 |
| 7 | 25.908 | 20.063 | 19.903 | 1:05.874 |
| 8 | 26.620 | 21.869 | 19.275 | 1:07.764 |
| 9 | 26.330 | 19.726 | 19.388 | 1:05.444 |
| 10 | 26.189 | 20.550 | 19.218 | 1:05.957 |
| 11 | 25.271 | 18.891 | 18.905 | 1:03.067 |

No.142 Zanchi, Matteo

| | | | | |
|---|---------------|---------------|---------------|-----------------|
| 1 | 36.142 | 26.923 | 25.976 | 1:29.041 |
| 2 | 31.723 | 22.812 | 22.671 | 1:17.206 |
| 3 | 30.310 | 21.713 | 22.376 | 1:14.399 |
| 4 | 28.961 | 22.569 | 21.927 | 1:13.457 |
| 5 | 28.910 | 21.077 | 21.155 | 1:11.142 |
| 6 | 28.045 | 20.266 | 20.109 | 1:08.420 |



KZ2

Warm Up 1 No.104-150

Lap Time Analysis

For information purposes. No official / regulatory value

| Laps | Sector 1 | Sector 2 | Sector 3 | Lap Time |
|------|----------|----------|----------|----------|
| 7 | 26.988 | 19.701 | 20.751 | 1:07.440 |
| 8 | 25.671 | 19.168 | 19.845 | 1:04.684 |
| 9 | 25.332 | 19.097 | 1:07.455 | 1:51.884 |
| 10 | 25.319 | 18.540 | 18.909 | 1:02.768 |
| 11 | 24.501 | 18.349 | 19.018 | 1:01.868 |
| 12 | 24.569 | 18.260 | 18.797 | 1:01.626 |
| 13 | 24.335 | 18.126 | 18.715 | 1:01.176 |
| 14 | 24.541 | 18.092 | 18.645 | 1:01.278 |
| 15 | 25.479 | 18.167 | 18.561 | 1:02.207 |
| 16 | 24.516 | 18.099 | 18.810 | 1:01.425 |

| Laps | Sector 1 | Sector 2 | Sector 3 | Lap Time |
|------|----------|----------|----------|----------|
| 6 | 25.940 | 19.943 | 20.020 | 1:05.903 |
| 7 | 25.707 | 19.737 | 19.504 | 1:04.948 |
| 8 | 25.425 | 19.291 | 19.403 | 1:04.119 |
| 9 | 25.661 | 19.398 | 19.331 | 1:04.390 |
| 10 | 25.491 | 18.999 | 19.271 | 1:03.761 |
| 11 | 25.877 | 19.048 | 19.408 | 1:04.333 |
| 12 | 25.816 | 19.457 | 19.226 | 1:04.499 |
| 13 | 25.042 | 18.814 | 19.748 | 1:03.604 |
| 14 | 25.666 | 18.591 | 18.877 | 1:03.134 |
| 15 | 25.637 | 18.633 | 19.215 | 1:03.485 |
| 16 | 25.565 | 18.789 | 19.169 | 1:03.523 |

| Laps | Sector 1 | Sector 2 | Sector 3 | Lap Time |
|------|----------|----------|----------|----------|
| 3 | 26.530 | 20.159 | 19.981 | 1:06.670 |
| 4 | 26.361 | 20.032 | 19.771 | 1:06.164 |
| 5 | 26.060 | 20.033 | 19.611 | 1:05.704 |
| 6 | 25.653 | 20.203 | 19.538 | 1:05.394 |
| 7 | 25.583 | 20.150 | 2:33.988 | 3:19.721 |
| 8 | 25.925 | 19.404 | 19.725 | 1:05.054 |
| 9 | 25.918 | 19.538 | 19.731 | 1:05.187 |
| 10 | 27.107 | 19.525 | 20.279 | 1:06.911 |
| 11 | 26.454 | 19.158 | 19.830 | 1:05.442 |

No.143 Piccini, Alessio

| Laps | Sector 1 | Sector 2 | Sector 3 | Lap Time |
|------|----------|----------|----------|----------|
| 1 | 31.244 | 21.439 | 20.901 | 1:13.584 |
| 2 | 27.180 | 20.717 | 20.051 | 1:07.948 |
| 3 | 26.272 | 20.257 | 20.314 | 1:06.843 |
| 4 | 26.142 | 19.803 | 19.594 | 1:05.539 |
| 5 | 26.633 | 19.489 | 19.308 | 1:05.430 |
| 6 | 25.204 | 19.482 | 19.626 | 1:04.312 |
| 7 | 25.435 | 19.386 | 19.149 | 1:03.970 |
| 8 | 25.299 | 19.099 | 18.981 | 1:03.379 |
| 9 | 24.920 | 19.065 | 19.113 | 1:03.098 |
| 10 | 25.150 | 18.876 | 1:45.399 | 2:29.425 |
| 11 | 25.359 | 18.649 | 18.965 | 1:02.973 |
| 12 | 24.731 | 18.567 | 18.723 | 1:02.021 |
| 13 | 24.775 | 18.269 | 18.814 | 1:01.858 |
| 14 | 24.712 | 18.288 | 18.873 | 1:01.873 |
| 15 | 24.483 | 18.077 | 18.680 | 1:01.240 |
| 16 | 24.718 | 18.040 | 18.616 | 1:01.374 |
| 17 | 24.496 | 17.831 | 18.357 | 1:00.684 |

No.147 Weber, Johann Stefan

| Laps | Sector 1 | Sector 2 | Sector 3 | Lap Time |
|------|----------|----------|----------|----------|
| 1 | 29.734 | 20.607 | 20.557 | 1:10.898 |
| 2 | 26.822 | 20.173 | 19.949 | 1:06.944 |
| 3 | 26.223 | 21.018 | 20.325 | 1:07.566 |
| 4 | 26.318 | 20.439 | 20.093 | 1:06.850 |
| 5 | 26.146 | 20.223 | 1:25.902 | 2:12.271 |
| 6 | 26.125 | 20.121 | 20.098 | 1:06.344 |
| 7 | 26.323 | 20.134 | 19.836 | 1:06.293 |
| 8 | 26.099 | 20.174 | 20.427 | 1:06.700 |
| 9 | 26.202 | 20.603 | 2:23.476 | 3:10.281 |
| 10 | 25.510 | 18.972 | 19.241 | 1:03.723 |
| 11 | 25.352 | 19.005 | 19.033 | 1:03.390 |
| 12 | 25.454 | 18.609 | 19.049 | 1:03.112 |
| 13 | 25.019 | 18.786 | 18.886 | 1:02.691 |
| 14 | 25.531 | 18.190 | 18.788 | 1:02.509 |
| 15 | 25.128 | 18.522 | 18.963 | 1:02.613 |

No.150 Pex, Yard

| Laps | Sector 1 | Sector 2 | Sector 3 | Lap Time |
|------|----------|----------|----------|----------|
| 1 | 28.768 | 20.170 | 19.673 | 1:08.611 |
| 2 | 25.714 | 19.590 | 19.590 | 1:04.894 |
| 3 | 25.694 | 19.738 | 19.430 | 1:04.862 |
| 4 | 25.514 | 19.535 | 19.732 | 1:04.781 |
| 5 | 25.913 | 20.660 | 19.506 | 1:06.079 |
| 6 | 25.332 | 19.502 | 19.395 | 1:04.229 |
| 7 | 25.373 | 19.429 | 19.299 | 1:04.101 |
| 8 | 25.731 | 19.292 | 1:29.506 | 2:14.529 |
| 9 | 25.315 | 19.269 | 19.300 | 1:03.884 |
| 10 | 24.951 | 18.783 | 19.145 | 1:02.879 |
| 11 | 24.991 | 18.556 | 19.002 | 1:02.549 |
| 12 | 24.718 | 18.812 | 19.030 | 1:02.560 |

No.144 Manetti, Alessandro

| Laps | Sector 1 | Sector 2 | Sector 3 | Lap Time |
|------|----------|----------|----------|----------|
| 1 | 34.879 | 22.137 | 20.965 | 1:17.981 |
| 2 | 28.865 | 21.584 | 20.546 | 1:10.995 |
| 3 | 28.291 | 21.535 | 20.241 | 1:10.067 |
| 4 | 27.220 | 20.357 | 20.152 | 1:07.729 |
| 5 | 27.134 | 20.259 | 20.055 | 1:07.448 |
| 6 | 26.066 | 19.660 | 19.850 | 1:05.576 |
| 7 | 26.680 | 19.658 | 19.640 | 1:05.978 |
| 8 | 25.820 | 19.521 | 19.676 | 1:05.017 |
| 9 | 25.668 | 19.572 | 19.785 | 1:05.025 |
| 10 | 25.720 | 19.310 | 1:22.641 | 2:07.671 |
| 11 | 25.573 | 18.735 | 19.532 | 1:03.840 |
| 12 | 25.400 | 19.015 | 19.395 | 1:03.810 |

No.148 Kooijman, Finn

| Laps | Sector 1 | Sector 2 | Sector 3 | Lap Time |
|------|----------|----------|----------|----------|
| 1 | 26.017 | 20.927 | 20.781 | 1:07.725 |
| 2 | 26.113 | 19.903 | 19.633 | 1:05.649 |
| 3 | 25.838 | 20.037 | 19.637 | 1:05.512 |
| 4 | 25.841 | 20.059 | 19.423 | 1:05.323 |
| 5 | 25.620 | 19.305 | 19.509 | 1:04.434 |
| 6 | 25.368 | 19.474 | 19.375 | 1:04.217 |
| 7 | 25.568 | 19.068 | 19.466 | 1:04.102 |
| 8 | 25.669 | 19.189 | 19.395 | 1:04.253 |
| 9 | 26.207 | 19.240 | 19.617 | 1:05.064 |
| 10 | 25.567 | 18.937 | 19.229 | 1:03.733 |
| 11 | 25.172 | 18.743 | 19.279 | 1:03.194 |
| 12 | 25.331 | 18.798 | 19.308 | 1:03.437 |
| 13 | 25.581 | 18.794 | 19.483 | 1:03.858 |
| 14 | 25.419 | 18.744 | 1:17.374 | 2:01.537 |
| 15 | 25.703 | 18.285 | 19.269 | 1:03.257 |
| 16 | 25.911 | 18.322 | 18.985 | 1:03.218 |

No.146 Dresen, Andreas

| Laps | Sector 1 | Sector 2 | Sector 3 | Lap Time |
|------|----------|----------|----------|----------|
| 1 | 30.932 | 21.824 | 21.557 | 1:14.313 |
| 2 | 27.094 | 20.811 | 20.785 | 1:08.690 |
| 3 | 27.081 | 20.642 | 20.340 | 1:08.063 |
| 4 | 26.941 | 20.709 | 20.849 | 1:08.499 |
| 5 | 27.575 | 21.282 | 2:32.342 | 3:21.199 |

No.149 Palou, Alex

| Laps | Sector 1 | Sector 2 | Sector 3 | Lap Time |
|------|----------|----------|----------|----------|
| 1 | 29.243 | 20.596 | 20.637 | 1:10.476 |
| 2 | 27.089 | 20.226 | 20.092 | 1:07.407 |