



KZ2

CIK-FIA International KZ2 Super Cup

KZ2

 Final
 Results

Document 72.1 OFFICIAL

Subject to scrutineering & sporting investigations

Rnk	No.	Entrant	Nat	Driver	Nat	Equipment	Laps	Gap	Interv.	Best Lap	Penalty	[QP-QH-PF]
1	▲1	115 DR Srl	ITA	Van Der Burgt, Ryan	NLD	DR / TM / B'stone	18			1:06.098		[10-12-2]
2	▲2	126 Maranello Kart	ITA	Campelese, Lorenzo	ITA	Maranello / TM / B'stone	18	0.186	0.186	1:06.040		[3-4-4]
3	▼2	107 Birel Motorsport	ITA	Paauwe, Menno	NLD	Birel / TM / B'stone	18	2.203	2.017	1:06.168		[16-3-1]
4	▲4	179 GforceRacing	ITA	Tilloca, Luca	ITA	Intrepid / Modena Engines /	18	2.243	0.040	1:05.998		[19-6-8]
5	▲13	167 ASD LG Motorsport	ITA	Celenta, Francesco	ITA	Energy / TM / B'stone	18	2.937	0.694	1:05.953		[14-30-18]
6	▼3	106 Tony Kart Racing Team	ITA	Hansen, Andreas Sebastian	DNK	Tony Kart / Vortex / B'stone	18	3.335	0.398	1:05.980		[29-15-3]
7	=	120 Praga Kart Racing	CZE	Pescador, Jorge Carlos	ESP	Praga / Parilla / B'stone	18	6.695	3.360	1:06.319		[1-1-7]
8	▲11	205 Ward Racing	SWE	Fasberg, Andreas	DNK	Tony Kart / Vortex / B'stone	18	7.045	0.350	1:06.182		[95-27-19]
9	▲2	146 CRG SpA	ITA	Hiltbrand, Pedro	ESP	CRG / Maxter / B'stone	18	7.945	0.900	1:06.152		[6-7-11]
10	▲14	112 DR Srl	ITA	Davies, Dylan	NLD	DR / TM / B'stone	18	9.560	1.615	1:06.295		[41-26-24]
11	▲14	111 Tony Kart Racing Team	ITA	Corberi, Luca	ITA	Tony Kart / Vortex / B'stone	18	10.093	0.533	1:06.041		[18-47-25]
12	▲8	190 Pastacaldi, Marco	ITA	Pastacaldi, Marco	ITA	CRG / TM / B'stone	18	10.920	0.827	1:06.301		[27-24-20]
13	=	119 Charles, Kenny	BEL	Charles, Kenny	BEL	Kosmic / Vortex / B'stone	18	11.764	0.844	1:06.232		[31-25-13]
14	▲15	182 Goudant, Cédric	FRA	Laurent, Thomas	FRA	Tony Kart / Vortex / B'stone	18	11.852	0.088	1:06.277		[15-9-29]
15	▲13	187 Musio, Luigi	ITA	Musio, Luigi	ITA	CRG / TM / B'stone	18	11.924	0.072	1:06.259		[49-40-28]
16	▼10	173 CKR	ITA	Pollini, Giacomo	ITA	CKR / TM / B'stone	18	12.231	0.307	1:06.293		[4-8-6]
17	▲9	184 Ippolito, Giuseppe	ITA	Ippolito, Paolo	ITA	Birel / TM / B'stone	18	13.065	0.834	1:06.412		[42-60-26]
18	▲14	154 Birel ART Srl	ITA	Groman, Zdenek	CZE	ART GP / TM / B'stone	18	13.297	0.232	1:06.326		[34-34-32]
19	▼3	189 Orcic, Phillip	CAN	Orcic, Phillip	CAN	CRG / TM / B'stone	18	13.552	0.255	1:06.437		[50-22-16]
20	▲11	118 Birel ART Srl	ITA	Webster, Sam	GBR	ART GP / TM / B'stone	18	15.843	2.291	1:06.505		[12-23-31]
21	▲1	134 Birel Motorsport	ITA	Van Moorsel, Jordi	NLD	Birel / TM / B'stone	18	16.039	0.196	1:06.354		[63-52-22]
22	▼8	149 CRG SpA	ITA	Wimsett, Joey	USA	CRG / Maxter / B'stone	18	16.311	0.272	1:06.592		[17-14-14]
23	▲11	129 Kosmic Racing Dept	ITA	Backman, Andreas	SWE	Kosmic / Vortex / B'stone	18	20.334	4.023	1:06.481		[28-32-34]
24	▼12	103 CRG SpA	ITA	Federer, Fabian	ITA	CRG / Maxter / B'stone	18	25.959	5.625	1:05.980	+10.000	[5-2-12]
25	▼16	201 Spinelli, Loris	ITA	Spinelli, Loris	ITA	CRG / Maxter / B'stone	14	4 Laps	4 Laps	1:06.276		[2-5-9]
26	▼11	105 SRP Racing Team	DEU	Siebecke, Maik	DEU	CRG / Modena Engines / B'stone	6	12 Laps	8 Laps	1:07.534		[13-33-15]
27	▲3	172 Caputo, Michele	ITA	Caputo, Michele	ITA	Intrepid / Modena Engines /	6	12 Laps	0.206	1:07.206		[90-64-30]
28	▼1	197 Schureman, Christian	USA	Schureman, Christian	USA	CRG / TM / B'stone	2	16 Laps	4 Laps	1:08.041		[65-51-27]
29	▼8	114 Comer	ITA	Vigano, Matteo	ITA	Top Kart / Parilla / B'stone	1	17 Laps	1 Lap	1:11.890		[44-43-21]
30	▲3	144 CRG SpA	ITA	Cook, Sabre	USA	CRG / Maxter / B'stone	1	17 Laps	3.589	1:14.771		[52-63-33]
31	▼26	101 Dalè, Andrea	ITA	Dalè, Andrea	ITA	CRG / Maxter / B'stone	0	18 Laps	1 Lap			[8-17-5]
32	▼22	104 Birel Motorsport	ITA	Midrła, Jan	CZE	Birel / TM / B'stone	0	18 Laps	0.455			[9-10-10]
33	▼16	124 Gerber Team Corse	CHE	Zanchetta, Marco	ITA	Maranello / TM / B'stone	0	18 Laps	0.857			[22-19-17]
34	▼11	109 GP Racing	ITA	Zanchi, Matteo	ITA	GP / TM / B'stone	0	18 Laps	0.696			[45-35-23]

No.103 Federer, Fabian : 10 sec time penalty for bad manoeuvre (art 2.24 CIK General Prescriptions). According to Stewards' Decision No.101.

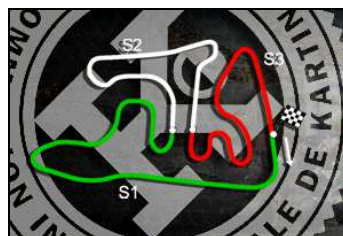
Leaders : No.115 Van Der Burgt, Ryan (1-18)

Start Time : 12/10 - 14:33:40

Best Lap : No.167 Celenta, Francesco 1:05.953 92,73 Kph

Weather : Slightly cloudy Air : 27°C Track : Dry

Event Record : No.120 Pescador, Jorge Carlos 1:05.818 92,92 Kph



Sarno 9 - 12.10.2014



KZ2



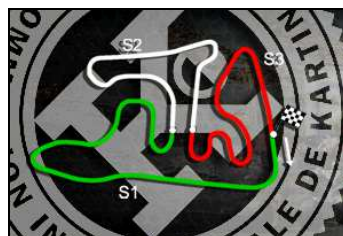
CIK-FIA International KZ2 Super Cup

KZ2

Final
Lap Chart

For information purposes. No official / regulatory value

	1	2	3	4	5	6	7	8	9	10	11	12	13	14	15	16	17	18	19	20	21	22	23	24	25	26	27	28	29	30	31	32	33	34
Grid	107	115	106	126	101	173	120	179	201	104	146	103	119	149	105	189	124	167	205	190	114	134	109	112	111	184	197	187	182	172	118	154	144	129
Start	115	107	126	106	173	101	120	179	104	201	103	146	149	119	189	105	167	124	190	205	134	114	112	109	182	197	111	154	184	144	172	187	118	129
Lap 1 Interval		0.3	0.3	0.3	0.2	0.2	0.4	0.0	0.3	0.4	0.1	0.2	0.5	0.4	0.1	0.1	0.2	0.2	0.4	0.1	0.4	0.1	0.1	0.1	0.1	0.3	0.4	0.0	0.3	0.3	0.1			
Lap 2	115	107	126	106	120	201	179	173	146	119	167	149	205	189	190	112	184	154	182	134	111	187	105	197	103	118	172	129						
Lap 3	115	107	126	106	120	201	179	173	167	146	119	205	149	112	190	184	189	154	182	111	187	105	118	134	172	129	103							
Lap 4	115	107	126	106	120	201	179	167	173	146	119	205	112	190	184	149	154	182	189	111	187	105	118	134	172	129	103							
Lap 5	115	107	126	120	106	201	179	167	173	146	119	205	112	190	184	182	154	111	187	189	149	118	105	134	172	129	103							
Lap 6	115	126	107	201	120	179	106	167	173	146	205	119	112	190	184	182	154	111	187	189	118	149	134	105	172	129	103							
Lap 7	115	126	107	201	179	120	106	167	146	205	173	119	112	190	184	182	154	111	187	189	118	149	134	129	103									
Lap 8	115	126	107	201	179	120	106	167	146	205	173	119	112	190	182	184	154	111	187	189	118	149	134	129	103									
Lap 9	115	126	107	201	179	120	167	106	146	205	173	119	112	190	182	184	111	154	187	189	118	149	134	129	103									
Lap 10	115	126	107	179	201	120	167	106	146	205	173	119	112	190	182	184	111	154	187	189	118	149	134	129	103									
Lap 11	115	126	107	179	201	120	167	106	146	205	173	112	119	190	182	111	184	187	154	189	118	134	149	103	129									
Lap 12	115	126	107	179	201	167	106	120	146	205	173	112	190	119	111	184	182	187	154	189	118	134	149	103	129									
Lap 13	115	126	107	179	167	106	146	120	201	205	173	112	190	119	111	184	182	187	154	189	118	134	149	103	129									
Lap 14	115	126	107	179	167	106	146	120	201	205	173	112	190	119	111	184	182	187	154	189	118	134	149	103	129									
Lap 15	115	126	107	179	167	106	146	120	205	112	190	119	173	111	182	154	187	184	189	118	134	149	103	129										
Lap 16	115	126	107	179	167	106	146	120	205	190	112	111	119	173	182	187	154	184	189	118	134	103	149	129										
Lap 17	115	126	107	179	167	106	120	205	146	112	111	190	119	182	173	187	184	154	189	118	103	134	149	129										



Sarno 9 - 12.10.2014



KZ2



CIK KARTING
KZ2 INTERNATIONAL
SUPER CUP

CIK-FIA International KZ2 Super Cup

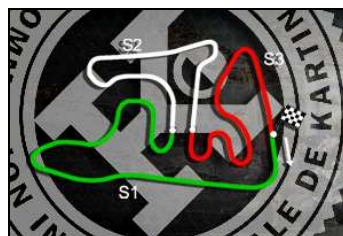
KZ2

Final

Lap Chart

For information purposes. No official / regulatory value

Lap 18	115	126	107	179	167	106	120	205	146	112	111	190	119	182	187	173	184	154	189	118	103	134	149	129
		0.1	2.0	0.0	0.6	0.3	3.3	0.3	0.9	1.6	0.5	0.8	0.8	0.0	0.0	0.3	0.8	0.2	0.2	2.2	0.1	0.0	0.2	4.0



KZ2

Final Lap Time Analysis

For information purposes. No official / regulatory value

Laps	Sector 1	Sector 2	Sector 3	Lap Time
No.103 Federer, Fabian				
1	33.247	20.386	22.490	1:16.123
2	27.385	19.065	21.177	1:07.627
3	31.989	19.339	21.326	1:12.654
4	27.722	19.257	20.982	1:07.961
5	27.181	18.972	20.789	1:06.942
6	27.016	18.916	20.860	1:06.792
7	26.909	18.899	20.804	1:06.612
8	26.823	18.870	20.702	1:06.395
9	26.847	18.845	20.726	1:06.418
10	26.686	18.882	20.702	1:06.270
11	26.629	18.828	20.642	1:06.099
12	26.666	18.858	20.609	1:06.133
13	26.675	18.716	20.639	1:06.030
14	26.833	18.859	20.600	1:06.292
15	26.641	18.792	20.653	1:06.086
16	26.639	18.721	20.620	1:05.980
17	26.587	18.805	20.644	1:06.036
18	26.848	19.209	21.474	1:07.531

No.105 Siebecke, Maik				
1	32.072	20.584	21.712	1:14.368
2	27.703	19.281	21.553	1:08.537
3	27.310	19.358	21.163	1:07.831
4	27.432	19.077	21.203	1:07.712
5	27.428	19.089	21.017	1:07.534
6	27.448	19.253	20.946	1:07.647

No.106 Hansen, Andreas Sebastian				
1	29.366	19.281	21.097	1:09.744
2	27.155	19.075	21.216	1:07.446
3	27.111	18.962	21.003	1:07.076
4	26.931	18.824	20.836	1:06.591
5	27.484	19.048	20.958	1:07.490
6	26.823	19.536	21.723	1:08.082
7	26.867	19.034	21.105	1:07.006
8	26.802	18.805	20.752	1:06.359
9	27.441	18.804	20.761	1:07.006
10	26.768	18.715	20.655	1:06.138
11	26.735	18.756	20.660	1:06.151
12	26.869	18.884	20.642	1:06.395

13	26.781	19.032	20.647	1:06.460
14	26.678	18.720	20.674	1:06.072
15	26.800	18.831	20.591	1:06.222
16	26.637	18.746	20.655	1:06.038
17	26.673	18.686	20.621	1:05.980
18	26.649	18.747	20.655	1:06.051

No.107 Paauwe, Menno				
1	29.163	19.011	21.258	1:09.432
2	27.285	19.035	21.093	1:07.413
3	27.001	19.050	20.933	1:06.984
4	26.937	18.886	20.953	1:06.776
5	27.022	19.198	21.038	1:07.258
6	27.363	18.885	20.902	1:07.150
7	26.861	18.832	20.775	1:06.468
8	26.845	18.862	20.815	1:06.522
9	26.746	18.837	20.759	1:06.342
10	26.760	18.874	20.732	1:06.366
11	26.789	18.829	20.814	1:06.432
12	26.747	18.760	20.753	1:06.260
13	26.773	18.769	20.721	1:06.263
14	26.755	18.791	20.768	1:06.314
15	27.008	18.780	20.771	1:06.559
16	26.828	18.820	20.810	1:06.458
17	26.779	18.717	20.672	1:06.168
18	26.766	18.784	20.891	1:06.441

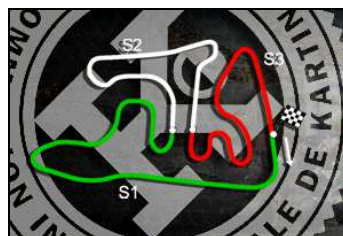
No.111 Corberi, Luca				
1	31.193	20.413	21.750	1:13.356
2	27.258	19.156	21.049	1:07.463
3	27.137	19.041	20.896	1:07.074
4	27.162	19.254	21.455	1:07.871
5	26.987	19.525	20.930	1:07.442
6	26.907	18.895	20.741	1:06.543
7	26.795	18.788	20.708	1:06.291
8	26.754	18.901	20.731	1:06.386
9	26.825	18.815	20.680	1:06.320
10	26.732	18.831	20.657	1:06.220
11	26.758	18.845	20.749	1:06.352
12	26.699	18.757	21.238	1:06.694
13	26.808	18.734	20.614	1:06.156

14	26.694	18.795	20.632	1:06.121
15	26.850	18.831	20.653	1:06.334
16	26.736	18.710	21.065	1:06.511
17	27.033	18.972	21.208	1:07.213
18	26.679	18.734	20.628	1:06.041

No.112 Davies, Dylan				
1	30.097	19.744	21.367	1:11.208
2	27.316	19.066	20.983	1:07.365
3	27.529	19.364	21.154	1:08.047
4	27.111	19.044	20.835	1:06.990
5	26.929	19.066	20.838	1:06.833
6	26.906	19.018	20.842	1:06.766
7	26.887	18.983	20.807	1:06.677
8	26.778	18.949	20.759	1:06.486
9	26.765	18.944	20.745	1:06.454
10	26.735	18.912	20.705	1:06.352
11	26.728	18.891	20.741	1:06.360
12	26.715	18.934	20.748	1:06.397
13	26.701	18.857	20.737	1:06.295
14	26.796	18.886	20.676	1:06.358
15	26.901	19.233	20.976	1:07.110
16	26.910	19.003	21.430	1:07.343
17	27.173	18.968	20.676	1:06.817
18	26.829	18.914	20.666	1:06.409

No.114 Vignano, Matteo				
1	31.230	19.307	21.353	1:11.890

No.115 Van Der Burgt, Ryan				
1	28.959	19.026	21.116	1:09.101
2	27.285	19.054	21.071	1:07.410
3	27.011	19.073	20.955	1:07.039
4	26.956	18.985	20.900	1:06.841
5	27.063	19.166	20.887	1:07.116
6	26.893	18.865	20.781	1:06.539
7	26.767	18.831	20.732	1:06.330
8	26.834	18.942	20.715	1:06.491
9	26.777	18.877	20.738	1:06.392
10	26.785	18.849	20.635	1:06.269
11	26.833	18.820	20.660	1:06.313
12	26.661	18.816	20.621	1:06.098



KZ2

Final Lap Time Analysis

For information purposes. No official / regulatory value

Laps	Sector 1	Sector 2	Sector 3	Lap Time
13	26.710	18.719	20.677	1:06.106
14	26.766	18.722	20.728	1:06.216
15	27.066	18.804	20.686	1:06.556
16	26.774	18.768	20.639	1:06.181
17	26.742	18.745	20.724	1:06.211
18	26.665	18.731	20.821	1:06.217

No.118 Webster, Sam

Laps	Sector 1	Sector 2	Sector 3	Lap Time
1	31.440	20.292	22.550	1:14.282
2	27.278	19.144	21.364	1:07.786
3	27.340	19.091	21.151	1:07.582
4	27.214	19.094	21.010	1:07.318
5	27.066	19.076	20.962	1:07.104
6	26.922	19.116	20.940	1:06.978
7	26.752	18.953	20.813	1:06.518
8	26.857	18.951	20.926	1:06.734
9	26.818	19.064	20.850	1:06.732
10	26.727	19.018	20.849	1:06.594
11	26.793	18.959	20.844	1:06.596
12	26.768	19.011	20.828	1:06.607
13	26.847	18.946	20.842	1:06.635
14	26.899	18.898	20.824	1:06.621
15	26.807	18.970	20.817	1:06.594
16	26.822	18.906	20.777	1:06.505
17	26.823	19.130	20.865	1:06.818
18	27.016	19.149	21.521	1:07.686

No.119 Charles, Kenny

Laps	Sector 1	Sector 2	Sector 3	Lap Time
1	29.525	19.567	21.221	1:10.313
2	27.392	19.093	21.367	1:07.852
3	27.665	19.129	21.095	1:07.889
4	27.090	18.989	21.008	1:07.087
5	26.991	19.005	20.921	1:06.917
6	27.227	18.913	21.002	1:07.142
7	26.833	18.870	21.125	1:06.828
8	26.915	18.940	20.848	1:06.703
9	26.836	18.941	20.887	1:06.664
10	26.797	18.840	20.836	1:06.473
11	27.155	18.864	20.799	1:06.818
12	26.660	18.821	21.462	1:06.943
13	26.691	18.777	20.863	1:06.331

Laps	Sector 1	Sector 2	Sector 3	Lap Time
14	26.641	18.860	20.731	1:06.232
15	26.785	18.910	21.079	1:06.774
16	27.020	18.820	21.890	1:07.730
17	26.958	19.047	21.357	1:07.362
18	27.226	18.894	21.165	1:07.285

No.120 Pescador, Jorge Carlos

Laps	Sector 1	Sector 2	Sector 3	Lap Time
1	29.078	19.187	21.203	1:09.468
2	27.436	18.977	21.024	1:07.437
3	27.253	19.024	20.921	1:07.198
4	26.874	18.882	20.842	1:06.598
5	26.916	18.989	20.872	1:06.777
6	26.886	20.061	20.986	1:07.933
7	26.950	19.194	20.989	1:07.133
8	26.804	18.922	20.726	1:06.452
9	26.788	18.930	20.734	1:06.452
10	26.799	18.937	20.744	1:06.480
11	26.736	18.825	20.765	1:06.326
12	27.405	18.928	20.690	1:07.023
13	26.736	19.046	21.500	1:07.282
14	26.766	18.792	20.761	1:06.319
15	27.220	18.924	20.696	1:06.840
16	26.807	18.870	20.774	1:06.451
17	27.052	18.858	20.659	1:06.569
18	26.840	18.917	20.680	1:06.437

No.126 Camplese, Lorenzo

Laps	Sector 1	Sector 2	Sector 3	Lap Time
1	29.217	19.110	21.114	1:09.441
2	27.209	18.983	21.047	1:07.239
3	27.057	19.023	20.984	1:07.064
4	26.981	18.870	20.901	1:06.752
5	27.024	19.024	21.142	1:07.190
6	27.055	18.857	20.836	1:06.748
7	26.811	18.828	20.685	1:06.324
8	26.860	18.889	20.819	1:06.568
9	26.755	18.815	20.658	1:06.228
10	26.692	18.763	20.722	1:06.177
11	26.708	18.770	20.693	1:06.171
12	26.696	18.733	20.638	1:06.067
13	26.685	18.731	20.624	1:06.040
14	26.771	18.731	20.677	1:06.179

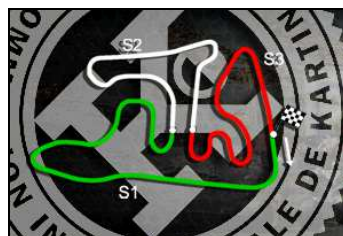
Laps	Sector 1	Sector 2	Sector 3	Lap Time
15	27.074	18.812	20.650	1:06.536
16	26.776	18.734	20.749	1:06.259
17	26.711	18.728	20.640	1:06.079
18	26.704	18.762	20.717	1:06.183

No.129 Backman, Andreas

Laps	Sector 1	Sector 2	Sector 3	Lap Time
1	31.744	20.255	22.680	1:14.679
2	27.382	19.046	21.232	1:07.660
3	27.551	19.034	21.304	1:07.889
4	27.510	19.005	21.042	1:07.557
5	27.083	19.009	21.158	1:07.250
6	26.950	19.330	21.038	1:07.318
7	27.876	18.898	20.822	1:07.596
8	27.138	18.936	21.276	1:07.350
9	26.997	18.908	21.211	1:07.116
10	27.011	18.982	20.845	1:06.838
11	27.280	18.908	20.837	1:07.025
12	26.823	18.849	20.809	1:06.481
13	26.863	18.960	20.793	1:06.616
14	27.212	18.905	20.701	1:06.818
15	27.096	19.200	20.856	1:07.152
16	27.018	18.867	20.843	1:06.728
17	27.002	18.870	20.771	1:06.643
18	27.141	18.871	21.413	1:07.425

No.134 Van Moorsel, Jordi

Laps	Sector 1	Sector 2	Sector 3	Lap Time
1	30.828	19.475	21.273	1:11.576
2	27.373	19.636	22.331	1:09.340
3	28.497	19.863	21.719	1:10.079
4	27.303	18.931	21.004	1:07.238
5	27.310	19.078	20.990	1:07.378
6	26.988	18.995	20.891	1:06.874
7	27.135	18.947	20.812	1:06.894
8	26.961	18.854	20.968	1:06.783
9	26.939	18.839	20.919	1:06.697
10	26.914	18.845	20.835	1:06.594
11	26.825	18.890	20.774	1:06.489
12	26.842	18.882	20.804	1:06.528
13	26.821	18.822	20.758	1:06.401
14	27.723	18.797	20.767	1:07.287
15	26.797	18.835	20.832	1:06.464



KZ2

Final

Lap Time Analysis

For information purposes. No official / regulatory value

Laps	Sector 1	Sector 2	Sector 3	Lap Time
16	26.824	18.763	20.767	1:06.354
17	27.098	18.819	20.815	1:06.732
18	26.859	18.905	21.435	1:07.199

No.144 Cook, Sabre

1	31.904	20.434	22.433	1:14.771
---	---------------	---------------	---------------	-----------------

No.146 Hiltbrand, Pedro

1	29.517	19.293	21.217	1:10.027
2	27.440	19.261	21.574	1:08.275
3	27.395	19.333	21.121	1:07.849
4	27.021	19.002	20.877	1:06.900
5	26.900	18.920	20.947	1:06.767
6	27.097	18.927	20.891	1:06.915
7	26.832	19.100	20.898	1:06.830
8	26.748	18.896	20.781	1:06.425
9	26.750	18.862	20.762	1:06.374
10	26.698	18.796	20.741	1:06.235
11	26.635	18.841	20.705	1:06.181
12	26.648	18.813	20.691	1:06.152
13	26.729	18.833	21.200	1:06.762
14	26.752	18.830	20.702	1:06.284
15	27.232	18.869	20.749	1:06.850
16	26.942	18.850	20.710	1:06.502
17	27.594	19.329	20.973	1:07.896
18	26.836	18.916	20.842	1:06.594

No.149 Wimsett, Joey

1	29.599	19.473	21.263	1:10.335
2	27.759	19.596	21.254	1:08.609
3	27.384	19.804	21.173	1:08.361
4	27.680	19.357	21.775	1:08.812
5	27.758	20.203	21.464	1:09.425
6	27.158	19.554	21.007	1:07.719
7	27.052	18.916	20.826	1:06.794
8	26.908	18.950	20.764	1:06.622
9	26.944	19.008	20.791	1:06.743
10	26.894	18.987	20.726	1:06.607
11	27.403	19.100	20.882	1:07.385
12	26.853	18.959	20.801	1:06.613
13	26.904	18.952	20.737	1:06.593
14	27.106	19.024	20.705	1:06.835

Laps	Sector 1	Sector 2	Sector 3	Lap Time
15	26.859	18.979	20.776	1:06.614
16	27.025	18.916	20.753	1:06.694
17	26.891	18.967	20.734	1:06.592
18	26.805	19.077	20.830	1:06.712

No.154 Groman, Zdenek

1	30.310	19.579	21.592	1:11.481
2	27.257	19.208	21.665	1:08.130
3	27.127	19.112	21.109	1:07.348
4	27.279	18.982	21.408	1:07.669
5	27.438	18.959	20.847	1:07.244
6	26.956	19.043	20.840	1:06.839
7	26.874	18.939	20.811	1:06.624
8	26.971	18.932	20.848	1:06.751
9	27.225	18.903	20.760	1:06.888
10	26.742	18.861	20.723	1:06.326
11	27.205	18.893	20.781	1:06.879
12	26.955	18.831	20.738	1:06.524
13	26.961	18.910	20.809	1:06.680
14	26.766	18.859	20.743	1:06.368
15	27.120	18.897	20.733	1:06.750
16	27.138	19.027	20.727	1:06.892
17	26.843	19.310	20.880	1:07.033
18	27.121	18.942	20.959	1:07.022

No.167 Celenta, Francesco

1	29.487	19.520	21.359	1:10.366
2	27.532	19.253	21.064	1:07.849
3	27.181	18.980	20.917	1:07.078
4	26.810	18.901	20.859	1:06.570
5	26.979	18.937	20.792	1:06.708
6	26.762	18.925	20.870	1:06.557
7	26.926	18.862	21.171	1:06.959
8	26.791	18.846	20.723	1:06.360
9	26.946	18.832	20.732	1:06.510
10	26.762	18.803	20.611	1:06.176
11	26.678	18.832	20.743	1:06.253
12	26.810	18.796	20.606	1:06.212
13	26.752	18.794	20.599	1:06.145
14	26.659	18.718	20.711	1:06.088
15	27.023	18.816	20.649	1:06.488

Laps	Sector 1	Sector 2	Sector 3	Lap Time
16	26.675	18.794	20.647	1:06.116
17	26.674	18.700	20.579	1:05.953
18	26.568	18.752	20.659	1:05.979

No.172 Caputo, Michele

1	31.427	20.224	22.320	1:13.971
2	27.296	19.173	21.976	1:08.445
3	27.315	19.141	21.345	1:07.801
4	27.460	19.013	21.092	1:07.565
5	27.026	19.025	21.155	1:07.206
6	26.945	19.143	21.277	1:07.365

No.173 Pollini, Giacomo

1	29.582	19.645	21.271	1:10.498
2	27.462	19.305	21.563	1:08.330
3	27.062	19.088	21.102	1:07.252
4	27.025	19.375	21.118	1:07.518
5	26.934	19.042	20.994	1:06.970
6	26.809	19.084	20.941	1:06.834
7	26.873	19.405	21.389	1:07.667
8	26.802	18.923	20.870	1:06.595
9	26.767	18.987	20.821	1:06.575
10	26.714	18.934	20.802	1:06.450
11	26.748	18.908	20.776	1:06.432
12	26.652	18.871	20.770	1:06.293
13	26.679	18.934	21.009	1:06.622
14	26.705	18.899	20.763	1:06.367
15	27.076	19.598	21.430	1:08.104
16	26.943	18.880	21.635	1:07.458
17	27.118	19.020	21.565	1:07.703
18	27.386	18.935	20.998	1:07.319

No.179 Tilloca, Luca

1	29.708	19.351	21.244	1:10.303
2	27.506	19.305	21.115	1:07.926
3	26.987	19.006	20.978	1:06.971
4	26.955	18.972	20.828	1:06.755
5	26.978	18.811	20.829	1:06.618
6	26.806	18.981	21.251	1:07.038
7	26.917	18.904	20.857	1:06.678
8	26.797	18.793	20.802	1:06.392
9	26.877	18.862	20.695	1:06.434



KZ2

Final

Lap Time Analysis

For information purposes. No official / regulatory value

Laps	Sector 1	Sector 2	Sector 3	Lap Time	Laps	Sector 1	Sector 2	Sector 3	Lap Time	Laps	Sector 1	Sector 2	Sector 3	Lap Time
10	26.724	18.939	20.663	1:06.326	11	26.696	19.237	20.877	1:06.810	12	26.883	18.901	20.812	1:06.596
11	26.710	18.790	20.652	1:06.152	12	26.779	18.785	20.950	1:06.514	13	26.876	18.890	20.805	1:06.571
12	27.147	18.767	20.637	1:06.551	13	26.934	18.825	20.760	1:06.519	14	26.820	18.912	20.741	1:06.473
13	26.753	18.805	20.624	1:06.182	14	26.840	18.932	20.829	1:06.601	15	26.859	18.883	20.748	1:06.490
14	26.660	18.753	20.596	1:06.009	15	28.147	18.865	20.885	1:07.897	16	26.903	18.822	20.759	1:06.484
15	26.934	18.752	20.575	1:06.261	16	26.904	18.907	20.821	1:06.632	17	26.877	18.960	20.701	1:06.538
16	26.718	18.757	20.634	1:06.109	17	26.897	18.976	20.795	1:06.668	18	26.787	18.869	20.781	1:06.437
17	26.688	18.742	20.568	1:05.998	18	27.126	18.976	20.847	1:06.949	No.190 Pastacaldi, Marco				
18	26.738	18.609	20.661	1:06.008	No.187 Musio, Luigi					1	30.333	19.652	21.332	1:11.317
No.182 Laurent, Thomas					1	31.315	20.111	21.702	1:13.128	2	27.409	19.145	20.980	1:07.534
1	31.186	19.815	21.253	1:12.254	2	27.629	19.138	21.051	1:07.818	3	27.595	19.726	21.316	1:08.637
2	27.102	19.156	21.750	1:08.008	3	27.331	19.056	21.003	1:07.390	4	27.087	19.162	21.251	1:07.500
3	27.043	19.011	21.100	1:07.154	4	27.624	18.965	20.945	1:07.534	5	27.066	18.909	20.923	1:06.898
4	27.557	19.118	21.069	1:07.744	5	27.026	19.180	21.260	1:07.466	6	26.837	18.862	20.803	1:06.502
5	27.010	18.942	20.885	1:06.837	6	26.810	18.837	20.803	1:06.450	7	26.836	18.812	20.760	1:06.408
6	26.850	18.878	20.851	1:06.579	7	26.780	18.755	20.748	1:06.283	8	26.818	18.870	20.786	1:06.474
7	26.799	18.883	20.833	1:06.515	8	26.838	18.880	20.859	1:06.577	9	26.754	18.885	20.726	1:06.365
8	26.900	18.915	20.830	1:06.645	9	26.798	18.846	20.681	1:06.325	10	26.727	18.797	20.863	1:06.387
9	26.758	18.872	20.777	1:06.407	10	26.743	18.888	20.695	1:06.326	11	26.791	18.951	20.772	1:06.514
10	26.855	18.885	20.726	1:06.466	11	26.696	18.879	20.755	1:06.330	12	26.667	18.766	20.924	1:06.357
11	26.686	18.976	20.779	1:06.441	12	26.677	18.824	20.758	1:06.259	13	26.751	18.827	20.723	1:06.301
12	26.807	18.898	21.618	1:07.323	13	27.369	18.873	20.754	1:06.996	14	26.797	18.822	20.682	1:06.301
13	27.277	18.830	20.726	1:06.833	14	26.768	18.843	20.680	1:06.291	15	26.775	19.031	21.100	1:06.906
14	26.684	18.800	20.793	1:06.277	15	27.614	18.901	20.770	1:07.285	16	26.965	18.811	21.142	1:06.918
15	27.053	18.837	20.728	1:06.618	16	26.767	18.836	20.741	1:06.344	17	27.534	19.318	21.465	1:08.317
16	26.793	18.806	20.769	1:06.368	17	26.803	18.812	20.699	1:06.314	18	26.966	18.857	20.675	1:06.498
17	26.779	18.777	21.308	1:06.864	18	26.922	18.850	20.960	1:06.732	No.197 Schureman, Christian				
18	27.068	18.891	21.035	1:06.994	No.189 Orcic, Phillip					1	31.496	20.445	22.081	1:14.022
No.184 Ippolito, Paolo					1	30.526	19.650	21.254	1:11.430	2	27.501	19.233	21.307	1:08.041
1	29.518	19.528	21.316	1:10.362	2	27.203	19.109	21.273	1:07.585	No.201 Spinelli, Loris				
2	27.742	19.411	20.997	1:08.150	3	27.404	20.070	21.767	1:09.241	1	29.100	19.233	21.075	1:09.408
3	27.108	19.675	21.430	1:08.213	4	27.904	19.288	21.204	1:08.396	2	27.367	19.125	21.076	1:07.568
4	27.155	19.061	21.263	1:07.479	5	27.193	19.888	21.393	1:08.474	3	27.110	19.004	20.986	1:07.100
5	27.021	19.000	20.892	1:06.913	6	26.890	19.005	20.918	1:06.813	4	26.939	18.900	20.815	1:06.654
6	26.972	18.931	21.021	1:06.924	7	27.082	19.012	20.793	1:06.887	5	26.930	19.214	20.897	1:07.041
7	26.846	18.749	20.942	1:06.537	8	26.916	19.003	20.826	1:06.745	6	26.847	19.412	20.877	1:07.136
8	27.206	18.924	21.069	1:07.199	9	26.989	18.937	20.802	1:06.728	7	26.954	18.895	20.758	1:06.607
9	26.842	18.812	20.758	1:06.412	10	26.860	18.977	20.742	1:06.579	8	26.883	18.943	20.776	1:06.602
10	26.817	18.934	20.685	1:06.436	11	26.917	18.912	20.776	1:06.605	9	26.917	18.833	20.757	1:06.507



KZ2

Final

Lap Time Analysis

For information purposes. No official / regulatory value

Laps	Sector 1	Sector 2	Sector 3	Lap Time
10	27.098	18.910	20.699	1:06.707
11	26.751	18.836	20.706	1:06.293
12	26.997	18.805	20.685	1:06.487
13	27.139	19.432	21.676	1:08.247
14	26.869	18.776	20.631	1:06.276

No.205 Fasberg, Andreas

1	29.871	19.467	21.163	1:10.501
2	27.203	19.340	21.332	1:07.875
3	27.310	19.605	20.941	1:07.856
4	26.907	18.941	20.800	1:06.648
5	26.947	18.945	20.873	1:06.765
6	26.856	18.958	20.703	1:06.517
7	26.795	19.037	21.035	1:06.867
8	26.811	18.815	20.747	1:06.373
9	26.822	18.828	20.646	1:06.296
10	26.723	18.772	20.760	1:06.255
11	26.650	18.767	20.793	1:06.210
12	26.667	18.834	20.681	1:06.182
13	26.792	18.777	21.444	1:07.013
14	26.951	18.749	20.666	1:06.366
15	27.494	18.835	20.624	1:06.953
16	26.603	18.933	20.684	1:06.220
17	27.283	19.000	20.629	1:06.912
18	26.808	18.754	20.706	1:06.268



KZ2

CIK-FIA International KZ2 Super Cup


KZ2

Final

Document 71

Starting Grid

Subject to scrutineering & sporting investigations

144	Cook, Sabre CRG / Maxter / B'stone		17	129	Backman, Andreas Kosmic / Vortex / B'stone	
118	Webster, Sam ART GP / TM / B'stone		16	154	Groman, Zdenek ART GP / TM / B'stone	
182	Laurent, Thomas Tony Kart / Vortex / B'stone		15	172	Caputo, Michele Intrepid / Modena Engines / B'stone	
197	Schureman, Christian CRG / TM / B'stone		14	187	Musio, Luigi CRG / TM / B'stone	
111	Corberi, Luca Tony Kart / Vortex / B'stone		13	184	Ippolito, Paolo Birel / TM / B'stone	
109	Zanchi, Matteo GP / TM / B'stone		12	112	Davies, Dylan DR / TM / B'stone	
114	Vigano, Matteo Top Kart / Parilla / B'stone		11	134	Van Moorsel, Jordi Birel / TM / B'stone	
205	Fasberg, Andreas Tony Kart / Vortex / B'stone		10	190	Pastacaldi, Marco CRG / TM / B'stone	
124	Zanchetta, Marco Maranello / TM / B'stone		9	167	Celenta, Francesco Energy / TM / B'stone	
105	Siebecke, Maik CRG / Modena Engines / B'stone		8	189	Orcic, Phillip CRG / TM / B'stone	
119	Charles, Kenny Kosmic / Vortex / B'stone		7	149	Wimsett, Joey CRG / Maxter / B'stone	
146	Hiltbrand, Pedro CRG / Maxter / B'stone		6	103	Federer, Fabian CRG / Maxter / B'stone	
201	Spinelli, Loris CRG / Maxter / B'stone		5	104	Midrta, Jan Birel / TM / B'stone	
120	Pescador, Jorge Carlos Praga / Parilla / B'stone		4	179	Tilloca, Luca Intrepid / Modena Engines / B'stone	
101	Dalè, Andrea CRG / Maxter / B'stone		3	173	Pollini, Giacomo CKR / TM / B'stone	
106	Hansen, Andreas Sebastian Tony Kart / Vortex / B'stone		2	126	Camplese, Lorenzo Maranello / TM / B'stone	
107	Paauwe, Menno Birel / TM / B'stone		1	115	Van Der Burgt, Ryan DR / TM / B'stone	

POLE POSITION



Start : 12/10 - 14:30 18 Laps = 30,582 Km

Sarno (ITA) 09-12/10/2014